

Schools Forum

Thursday 21 March 2024

14:00

Meeting to be conducted using Microsoft Teams

The meeting will be webcast live and archived for 12 months. It can be viewed at the following link: <https://staffordshire.public-i.tv/core/portal/home>

John Tradewell
Deputy Chief Executive and Director for Corporate Services
13 March 2024

Agenda

1. **Apologies**
2. **Declarations of Interest**
3. **Minutes of the meeting held on 18 January 2024** (Pages 5 - 18)
4. **Matters arising**
5. **Decisions taken by the Chairman under delegated powers**
6. **Resignation of Chair following July meeting**
7. **Notices of Concern and Licensed Deficit Agreements** (Pages 19 - 20)
8. **Schools Budget Update** (Pages 21 - 38)
9. **High Needs Block** (Pages 39 - 50)
10. **Update relating to the Accelerated Progress Plan and Strategy for Special Provision** (Pages 51 - 52)
11. **Update on wraparound childcare process - Early Years entitlement** (Pages 53 - 58)

12. Work programme and dates of next meetings

(Pages 59 - 60)

- Thursday 11 July 2024 – via Teams
- Thursday 14 November 2024 – in person meeting to be held at the County Buildings, Stafford. This meeting was originally arranged for the 7 October 2024, but has been moved for operational purposes.

Membership	
Stephen Drew	Abigail Rourke
William Wilson	Mark Boughey
Richard Sutton	Carolyn Trowbridge
Steve Swatton	Helen Barron
Kim Prince Anson	Jessica Roden
Philip Siddell	Sadie Jones
Richard Redgate (Chair)	Emily Verow
Kirsty Rogers	Alun Harding
Chris Wright	Craig Hodgson
Steve Barr (Vice-Chair)	Lindi Nejrup
Kevin Allbutt	Dawn Freeman
Vicki Lewis	Nicola Mason
Anne Tapp	Andrew Skelding
Steve Breeze	Paul Spreadbury

Notes for Members of the Press and Public

Filming of Meetings

Staffordshire County Council is defined as a Data Controller under the Data Protection Act 2018. The County Council has agreed that public meetings should be the subject of live web transmission 'webcasting'. Fixed cameras are located within meeting room for this purpose.

The webcast will be live on the County Council's website and recorded for subsequent play-back for 12 months. The recording will also be uploaded to YouTube. By entering the meeting room and using the seats around the meeting tables you are deemed to be consenting to being filmed and to the possible use of those images and sound recordings for the purpose of webcasting.

If you have privacy concerns about the webcast or do not wish to have your image captured, then please contact the Member and Democratic Services officer named at the top right of the agenda.

Recording by Press and Public

Recording (including by the use of social media) by the Press and Public is permitted from the public seating area provided it does not, in the opinion of the chairman, disrupt the meeting.



Minutes of the Schools Forum Meeting held on 18 January 2024

Present: Richard Redgate (Chair)

Attendance	
Stephen Drew	Steve Breeze
William Wilson	Mark Boughey
Richard Sutton	Carolyn Trowbridge
Steve Swatton	Sadie Jones
Kim Prince Anson	Alun Harding
Philip Siddell	Dawn Freeman
Kirsty Rogers	Nicola Mason
Chris Wright	Andrew Skelding
Steve Barr (Vice-Chair)	Paul Spreadbury
Vicki Lewis	

Observers: Mark Sutton and Jonathan Price

Apologies: Kevin Allbutt, Anne Tapp, Helen Barron, Jessica Roden, Emily Verow and Lindi Nejrup

Part One

25. Declarations of Interest

There were no declarations of interest made on this occasion.

26. Minutes of the meeting held on 09 November 2023

Resolved: That the minutes of the meeting held on the 09 November 2023, be confirmed as a correct record and signed by the Chair.

27. Matters arising

Update to Minute 5 of the 13 July 2023 meeting, relating to the Membership Update and Meeting Attendance Review.

During the discussion of this item it had been highlighted that Judy Wyman had been unwell for some time and had had to spend time in hospital. A get-well card had been sent to Judy by the Chair of the Forum, and it was reported that Judy had been discharged from Hospital before Christmas and was on the road to recovery.

Update to Minute 23 of the 09 November 2023 meeting relating to the High Needs Block Update and 0.5% Funding Switch Request.

The Forum was informed that following the decision of Schools Forum Members to not support the 0.5% transfer request from the Schools Block to the High Needs Block, the Local Authority (LA) had submitted a disapplication request to the Secretary of State through the Education and Skills Funding Agency, to make a final decision on the application to make this switch. On Friday 12 January 2024 the LA had been notified that the application had been successful.

In response to a question from Steve Barr asking if the notification received had highlighted why the decision had been made, it was confirmed that the notification had only stated that the request had been granted. It was agreed that a letter would be sent to the Secretary of State, through the Education and Skills Funding Agency, to request additional information that explained why the decision to support the LA's disapplication request had been made on this occasion.

Post meeting note

Following the meeting the members of the Forum were contacted and asked to provide the Chair with any specific information they wished to be included in the letter to the Secretary of State. Steve Barr asked for the following questions to be included:

- As in previous years, Staffordshire Schools Forum rejected the LA's request to move 0.5% from the schools block to high needs in November. Schools Forum has never agreed to this request in the past, and the SoS/minister has always supported that decision.
- The letter dated 12th January 2024 does not explain satisfactorily why the response this year has been different and Schools Forum members would appreciate some detail on the rationale behind that decision.
- The letter refers to the LA's "detailed management plan" and acknowledges that Schools Forum did not approve the request, but there has been no request from ESFA/DfE to Schools Forum to submit the reasons behind Forum's rejection of the LA's proposal. It seems unjust to base a decision on a detailed submission by one party, whilst simply noting the result of a vote by the other party, without exploring the arguments behind this vote.
- The point that Schools Forum are "supportive of the broader actions of the management plan" is irrelevant. Members gave this careful consideration before coming to their decision and they are the ones with local knowledge. There is no direct link between the two issues.

Resolved: That a letter be sent by the Schools Forum Chair to the Secretary of State, through the Education and Skills Funding Agency, to request additional information that explained why the decision to support the LA's disapplication request had been made.

28. Decisions taken by the Chairman under delegated powers

Members were reminded that, as per the resolution of **Minute 18 - Termly Membership Review and Constitution Update**, of the Schools Forum Meeting held on the 09 November 2023, it was agreed that future reviews of the Schools Forum membership numbers would be brought to Schools Forum meetings for note.

The Forum was reminded that the membership of the Schools Forum was reviewed within the first two weeks of a new term starting in September, January, and April, to confirm that the proportions of school representatives remained broadly comparable to the pupil numbers in each of the represented categories. The results of the January review were included within the agenda and presented for note by Forum members.

Resolved: That the January review of the Schools Forum Membership be noted.

29. Notices of Concern and Licensed Deficit Agreements

It was confirmed that no new Notices of Concern had been issued or withdrawn.

The Entrust Schools Finance team continued to work with all schools who had an existing Notice of Concern or Licensed Deficit agreement.

Resolved: That the Notices of Concern and Licensed Deficit Agreements to schools be noted.

30. Update to the Staffordshire Scheme for Financing Schools & Procurement Regulations

The Schools Forum received a report from the Director of Children and Families regarding an update to the Staffordshire Scheme for Financing of Schools (SSFS).

The Forum heard that the SSFS, Financial Regulations and Procurement Regulations had been reviewed and the following updates had been made:

- A number of sections had been amended to ensure they referred to the correct Director within the Local Authority.

- The list of reasons a Notice of Concern (NoC) would be issued had been amended. The first bullet point would read:
 - “When years two and three of the school’s published multiyear modeller indicate the school cannot operate within their in-year funding, and reserves are not sustainable”.
- Two bullet points stating why a NoC should be issued had been removed, these were:
 - “Revenue Deficits where there is no recovery plan,
 - Failure to set an in year balanced budget by 31st May”.
- Further detail had been provided that stated the actions the authority would take when a governing body failed to comply with a NoC. This would read:
 - “Where a governing body fails to comply with the Notice of Concern, the authority may issue a warning notice to a school, as set out in the ‘Schools causing concern statutory guidance for local authorities and regional directors’. When a school does then not comply with their warning notice, it will become eligible for intervention within the meaning of Part 4 of the Education and Inspections 2006 Act. In this situation, there are a number of statutory powers the local authority may use, these include:
 - the power to require the governing body to enter into arrangements,
 - the power to appoint additional governors,
 - the power to appoint an interim executive board (IEB),
 - the power to suspend the delegated budget”.

In response to a concern raised by Steve Swatton regarding the amendment relating to the reason a NoC may be issued, specifically in relation to the multiyear modeller that would be applied to years two and three, it was confirmed that the purpose of the amendment was to allow Entrust to be able to identify schools with an issue so that support be provided sooner. It was highlighted that taking action in Year 1 was almost too late, therefore the amendment would mean that additional time would be made available to allow schools to make appropriate changes that would support them to get out of the deficit.

In response to a query from Vicki Lewis asking whether the removal of the two bullet points relating to why a NoC would be issued was an acknowledgement that a lot of schools would start to find themselves in this position, it was clarified that this was a change in the assessment mechanism so it remained consistent with the rest of the Scheme for Financing Schools and the Staffordshire Regulations. It was also explained that any school that found themselves in difficulty, or with a deficit, would

need to implement a licensed deficit plan instead of a NoC. As long as a recovery plan was in place there would be no need for a NoC to be issued, but schools would have to demonstrate that they were working towards the plan.

Resolved: That the revised Staffordshire Scheme for Financing Schools (SSFS) be approved.

31. Verbal update on School Budgets 2024/2025

A verbal update was given that related to the Dedicated Schools Grant (DSG) allocations that were received by the LA on the 19 December 2023 and covered the Schools Block, Central Block and the Early Years Block. The 2024/2025 budget update for the High Needs Block was covered in the High Needs Block report.

Schools Block

It was reported that the Schools Block allocation (excluding growth funding) had increased by 2.34% from 2023/24. This included the Mainstream Additional Grant (MSAG) which had been added to the schools block in 2023/24 and rolled in to the schools block for 2024/25.

The growth funding allocation was £3.3m which was as estimated and reported to the Schools Forum at the November 2023 meeting. It was also noted that no funding had been received for falling rolls, which was as anticipated.

As had already been announced earlier in the meeting, on Friday 12 January 2024, confirmation had been received that the Secretary of State had approved the 0.5% funding switch, which would result in c.£3.2m being transferred from the Schools Block to the High Needs Block.

It was confirmed that the School budgets would again be set using the National Funding Formula (NFF). The Core factors within the NFF had increased by 1.4%, and Staffordshire County Council (SCC) would still be able to set the Minimum Funding Guarantee (MFG) at the maximum permissible level of 0.5%. This meant that all schools would see a minimum per pupil increase of 0.5% compared to 2023/24.

Affordability would be managed through the per pupil gains cap. Final figures were still being calculated but it was estimated the cap would be c1.25%.

In response to a question from Steve Barr asking if it would be possible to provide the Schools Forum with a figure that would demonstrate the

impact the switch would have on the budget of an average sized primary school and a medium sized secondary school, it was confirmed that this information wasn't available at that time, but would be made available to Schools in the future.

Central Block

The historical commitments allocation had reduced by 20% and was reported as £1.045m. This would be used to fund prudential borrowing costs of £924k and the underspend of £121k would contribute to the DSG deficit, as approved at Schools Forum held in November 2023.

The ongoing commitments allocation was £4.3m. This would be used to fund the retained duties, also approved at the Schools Forum meeting held in November 2023. The underspend of £181k would be transferred to the DSG deficit.

Early Years Block

Members were informed that, in 2024/25, the Government intended to invest an additional £400m funding for the early years entitlements budgets, including uplifts for the existing entitlements and funding to reflect cost pressures from national living wage and pay and pensions.

For SCC rates received from Government had been increased as follows:

- 3 and 4-year-old hourly rate per child had increased by 5.0% to £5.47 in 24/25. The final national average hourly funding rate was reported as £5.88.
- 2-year-old hourly rate per child was £7.66 in 2024/25 (an increase of 1p from the 2023/24 combined rate).
- Under 2-year-old hourly rate per child is £10.40 in 2024/25.

It was confirmed that an Early Years Workshop had been planned to take place with Early Years Providers on the 30 January 2024 to discuss how the budgets would be distributed.

Resolved: That the Verbal update on School Budgets 2024/2025, be noted.

32. High Needs Block including Deficit Management Plan

The Schools Forum received a report from the Director of Children and Families relating to the High Needs Block (HNB).

Members heard that the forecast outturn for the 2023/24 High Needs Block was £20m overspend which saw no increase on the Quarter 2 forecast overspend. Key variances were reported as:

- an overspend of c £11m against the school 'top up' budgets including, most significantly, a rise in the number of children with EHCP/AEN support in Mainstream Schools and Academies leading to a £4.2m overspend, and an overspend of £5.3m in special schools and academies due to the combined impact of increasing demand, complexity and costs.
- an overspend of c £6.9m in Independent Special Schools with numbers reported as being in excess of 600 pupils, which is double the number reported four years ago.

It was highlighted that the financial position had been negatively impacted by increased costs that were created as a result of the introduction of the Education Banding Tool (EBT). The Schools Forum was reminded that, following the planned review of the EBT during Summer 2023, the decision had been made to suspend the use of the EBT as a mechanism to calculate the top-up funding for Staffordshire pupils with an Education, Health and Care Plan (EHCP) from 1 August 2023. It was reiterated that SCC remained committed to the EBT and was currently undertaking a remodelling of both mainstream and specialist band values to ensure the quality assurance steps were in place, with the intention of reinstating the EBT with the assurance that all issues experienced had been resolved. SCC would continue to keep schools informed of progress with the aim of an education provider consultation being undertaken prior to an agreed re-launch of the EBT.

As a result of the on-going overspend in the HNB the DSG reserve had been fully depleted and at the end of 2022/23 there had been an accumulated deficit of c£14.2m. Given the latest forecast overspend in 2023/24 of £20m the deficit was likely to increase over the year and, after the transfer of anticipated surpluses from Growth Fund and Central Block, was forecast to be over £30m in deficit at the end of the current year. It was highlighted that, left unaddressed, the funding gap for the HNB would increase going forward to at least £40m over budget by 2027/28. This would see the overall accumulated DSG deficit increase to between £150m and £225m by the end of 2027/28.

The Forum was reminded of the Deficit Management Plan, and a number

of updates were provided. Most notably:

- Creating an inclusive system where more of our children are educated and supported in our mainstream schools, reducing the reliance on more expensive independent provision.
- Reviewing existing policy, non-statutory provision and considering alternative delivery and funding options. The Council continued to work up options for the provision of residential educational provision (c £1.8m p.a.). This was a complex issue that would take time. It had therefore been agreed that existing contracts would be extended for a further 2 years up to July 2026.
- Transfer of 0.5% funding from the Schools Block to the High Needs Block (circa £3.2m in 2024/25). This would be invested to fund the Council's transformation programme.

The provisional Government funding settlement for 2024/25 would see SCC's High Needs Budget increase to £132.4m (a net rise of circa 4%). It was reported that whilst this was in line with expectation the rise was significantly lower than recent years and, given the continuing growing demand, the existing overspend would likely increase further next year and going forward.

Members were informed that the Government had set a Minimum Funding Guarantee level for 2024/25 of between 0% and 0.5%. Given SCCs forecasted overspend and accumulated deficit it had been decided that the MFG for 2024/25 would be set at 0%.

In response to a question from Steve Barr asking if it was within SCC's authority to select the level at which the MFG was set, it was confirmed that it was an Officer decision within the parameters set by the Government.

In response to a question from Paul Spreadbury asking if confirmation could be provided that the current funding levels for all pupils would remain the same until they changed school or there was a significant change of need, it was confirmed that unless there was a significant change of need the current arrangements would remain in place.

It was noted that some Special Schools were receiving consultations for September 2024. SCC was asked whether the funding agreed for these pupils would be guaranteed until they either changed school or there was a significant change of need, in response it was confirmed that, where a place and funding had been agreed, those arrangements would remain in place until there was a significant change of need. It was also confirmed that a child that remained in the same school but moved through the Key

Stages would not be considered a substantive change.

Kim Prince-Anson highlighted that a Special School had received consultations for September 2025, but were unable to confirm places as they were unaware of the level of funding that would be available. In response the Forum was informed that work would be taking place during the Spring term of 2024 to analyse the data gathered during the Autumn term of 2023, and discussions relating to the new banding levels associated with the EBT would likely take place with Schools in the Summer term of 2024.

In response to a question from the Chair asking if there was an intention to engage with Special School Head teachers to develop good practice, it was confirmed that Special Heads would be asked to help to process the new data set, and to support the development of the new model.

An update was provided by the Head of SEND on the Accelerated Progress Plan (APP) and Strategy for Special Provision update. The Forum heard that large strides had been made in the implementation of the APP. A report had been received from the Department for Education indicating that they continued to be supportive of the approach SCC had adopted – mindful that the two major strategies, the Enhanced Assess-Plan-Do-Review (EAPDR) Pathway and the pre-statutory Staffordshire Enhanced District Inclusion Support (SEDIS) Model were still being worked on.

The EAPDR had been launched in January 2024. 15 children were already on the Pathway with allocated Educational Psychologists (EP), funded by SCC. These were noted as children being supported in schools in a pre-statutory position - before an Education, Health and Care Needs Assessment. Additional enhancements were due to be implemented focussing on the support children received as they travelled through the process. The EADPR would continue to be monitored and a project team was in place that would closely monitoring demand, process and outcomes.

20 Expressions of Interest (EoI) had been received at the end of December, for involvement with the proposed eight SEDIS model Teams – in one instance an EoI had been received from two special schools working with two mainstream schools across all Key Stages. The analysis of the EoIs would start in late January 2024, with a view to interviewing candidates soon after. It was the intention that SEDIS model would be implemented (as a rolling start) from September 2024.

It was reported that a gap analysis had been undertaken to consider the need to develop further Special School provision. Seven EoIs had been received from Schools and a meeting would take place in March 2024 to conclude where the Capital Funding would be allocated. One of the

projects had already started and was currently in the build phase.

Resolved: a. That the High Needs Block budget update 2023/24 and latest forecast outturn be noted

b. That the update on the latest DSG government settlement be noted.

33. 2 year old and under - funding consultation

The Schools Forum received a report from the Director of Children and Families relating to the 2-year-old-and-under Funding Consultation. The report was necessary to comply with the government's requirements for LAs to consult with early years providers, maintained nurseries and Schools Forum on elements of the early years funding formula for the new entitlements.

The Forum was informed that the 2023 Spring Budget announced additional funding for the existing early years entitlements for working parents, by extending the 30 hours free childcare offer from the point that their child was 9 months old, continuously through their early years to the start of school, thus removing the barriers to work for many parents. This was a government phased introduction which would commence in April.

It was noted that the government also extended eligibility for the early years pupil premium (EYPP) and the disability access fund (DAF) to all children accessing the entitlements from 2024-25, to provide support for disadvantaged children in the younger age groups. The government had proposed the funding formula for the new entitlements' cohort to follow the shape of the existing 3- and 4-year-olds formula. Although the new formula would follow the same structure as the existing 3 and 4-year-old formula, the Government were taking a different approach to deprivation in the additional needs factor. It was using a combination of free school meals data and a measure based on the income deprivation affecting children index, to reflect the different levels of deprivation across the country.

The Forum heard that LAs must plan to pass through at least 95% of their funding entitlements to Early Year providers. The 95% pass through included budget lines such as:

- base rate funding for all providers
- supplements for all providers, including deprivation.
- the funding paid directly to providers from the special educational needs inclusion fund (SENIF)
- contingency funding

The Government had stipulated that the prescribed listed optional funding 'supplements' that were available for 3 & 4-year-olds should also be made

available to 2-year-olds and under, but it was highlighted that adoption of any of the optional 'Funding Supplements' would reduce the Base Rate.

On 29 November 2023, the DfE announced that the deprivation supplement would also be an optional requirement with respect to funding for 2-year-olds and under, which was a change to their consultation position, where it was stated that the deprivation supplement would be mandatory.

The initial consultation was set to take place between 13 November and the 8 December 2023. Following the announcement by the DfE regarding the deprivation funding supplement, a supplementary question was sent out on the 6 December 2023 to early years providers to gain views on adopting the deprivation as an optional funding supplement. The deadline for responses to the supplementary question was the 15 December 2023.

The results of Staffordshire County Council's consultation with Early Years (EY) settings were included in Appendix A of the report. 217 Early Years Providers provided a response.

Most notable responses included:

- 52% (114 providers) agreed the contingency amount should be no more than 1% of the total budget, with 93% agreeing with any unused contingency being redistributed back to providers in the year following the underspend.
- 57% (125 providers) agreed that if the deprivation factor had been mandatory, it should be the only funding supplement, with the majority preferring no other funding supplement be introduced.
- 84% (184 providers) agreed with the Income Deprivation Affecting Children Index (IDACI) metric being used to assess whether a setting qualified for this additional payment to their base rate.
- Responses to the additional supplementary question, there were 76 responses received with the majority 67% (51 providers) agreeing with no deprivation supplement being paid for 2-year-olds and under.

Following assessment of the survey results, the proposals put forward by SCC were:

- to maximise the base rate as far as possible for the 2-year-old rate and under 2-year-old rate, and not use any additional funding supplements, including deprivation.
- that the contingency budget be no more than 1% of the Early Years budget. Any underspend on the contingency budget would be returned to providers the following year.

Philip Siddell welcomed the results of the consultation stating that the process was a worthwhile exercise. He raised that the Private, Voluntary and Independent EY providers felt that the outcome was as good as could be expected and the right outcome had been achieved. He noted there were a significant number of 'unsure' responses received but felt that this highlighted the complexity of the decisions relating to the subject.

Steve Barr highlighted that numerous reports had been published nationally suggesting that not all parents would be able to access the 30 hours of funded childcare, not least because of capacity pressures on the sector. He queried whether this was an issue experienced in Staffordshire at this time, in response it was explained that, from the information available to the LA, there was not an issue with accessing places at this point across the County.

Sadie Jones noted that it was positive to see that deprivation wasn't being taken off the 2-year-old funding. Sadie noted that it was a concern that so many providers had answered 'unsure' to some responses, especially when they were entering into a period of increased administration in relation to the new provision. Sadie highlighted that her nursery setting was already full in the baby unit until June 2025, and suggested that access to provision was becoming harder for parents and would continue to be more difficult with the implementation of the new funded places.

In response to a question from Vicki Lewis relating to the availability of capital funding to support the possible expansion of settings to meet demand, Steve Barr provided information relating to a government announcement made in November 2023, in relation to capital expansion grants. Staffordshire had benefitted from c£1.644m which would be used to support projects that would help to ensure there would be sufficient places available to meet the reforms. SCC confirmed that it was working towards developing a capacity plan, delivery plan and steering group as part of the Governance to help oversee the management of the grant funding. It was noted that there would need to be a significant level of expansion to meet the demand, and it was suggested that the capital funding would not be able to support the large number of EY providers within Staffordshire.

Philip Siddell stated that private providers made up 70% of the EY provision within Staffordshire and felt that the market didn't have the capacity to provide enough places. Philip also highlighted the additional risk associated with an inadequate Ofsted judgement which would result in the immediate closure of a setting due to a loss of funding. Philip provided an example of the alternative way this situation was managed by Lancashire County Council.

Councillor Mark Sutton stated that, up until this stage, there hadn't been a

particular issue with finding places in EY settings but acknowledged that this information was provided before the changes in 2-year-old and under funding. He stated that he would ask for additional information to be provided at the March 2024 Schools Forum meeting in the item relating to wraparound childcare.

Resolved: a. That the results of the Staffordshire consultation process from early years providers and maintained nurseries summarised in Appendix A be noted.
b. That the proposals on the early years funding formula for the new entitlements be noted.
c. That the Schools Forum comments on the proposals for the 2024-25 Early Years funding formula for 2-year-olds and under 2-year-olds be noted.
d. That an update relating to the wraparound childcare provision, and the management of the capital fund grant be added to the work programme, with an update being provided at the Schools Forum meeting taking place in March 2024.

34. Work programme and dates of next meetings

It was requested by the Chair that the update relating to the Accelerated Progress Plan and Strategy for Special Provision (including information relating to the Special School work and SEDIS model) be included on the agenda of the March Schools Forum meeting.

It was noted that the agenda item relating to the Wraparound childcare update included on the forward plan for the March 2024 Schools Forum meeting, suggested that the item would be discussed 'if required'. It was noted that minute 16 of the 9 November 2023 Schools Forum meeting stated that, "wraparound childcare process would be added to the work programme and an update would be provided at the Schools Forum meeting taking place in March 2024". It was requested that this item be included on the agenda of the March meeting as agreed.

It was also requested that a High Needs Block Deficit Management Group meeting be scheduled to take place in either the Spring or Summer term.

Dates of next meetings

- Thursday, 21 March 2024, 2:00pm – via Teams.
- Thursday, 11 July 2024, 2:00pm – via Teams.
- Thursday, 17 October 2024, 2:00pm – in person meeting to be held at the County Buildings, Stafford.

- Resolved:** That:
- a. the dates and locations of the next meetings be noted.
 - b. an update relating to the Accelerated Progress Plan and Strategy for Special Provision (including information relating to the Special School work and SEDIS model) be included on the agenda of the March Schools Forum meeting.
 - c. an update relating to the wraparound childcare provision, and the management of the capital fund grant be added to the work programme, with an update being provided at the Schools Forum meeting taking place in March 2024.
 - d. a High Needs Block Deficit Management Group meeting be scheduled to take place in either the Spring or Summer term.

Chair

Schools Forum – 21st March 2024

Notices of Concern

Recommendation

1. Members note the issue and withdrawal of Notice of Concerns to schools.

Report of the Director for Children and Families:

PART A

Why is it coming here – what decision is required?

2. No decision required.

Reasons for recommendation

3. The agreed protocol for issuing a Notice of Concern includes the provision that information on the issue and withdrawal of a Notice of Concern will be provided to the Schools Forum on a termly basis.

PART B

Background:

4. Since the last Forum, there are no new Notice of Concerns or Licensed Deficits to report on.
5. The Entrust Schools Finance team continue to work with all schools who have existing Notice of Concern or Licensed Deficit agreement and those schools who continue to require support.

Report author:

Author's Name: Melanie Scott, Senior Education Accountant, Entrust Support Services Ltd
Ext. No.: 07921 277815

List of background papers:

Schools Forum 7 December 2016 – Item 6 Notices of Concern: revised protocol
School Forum

School Forum 28th March 2019 – Item 39 Update to the Staffordshire Scheme for
Financing of Schools

Schools Forum – 21 March 2024

Schools Budget 2024-25

Executive Summary

Schools

- The request to transfer 0.5% of Schools Block DSG to High Needs has been approved by the Secretary of State
- The growth fund budget has been set at £2.6m. Any underspend will be used to contribute towards repayment of the DSG deficit as per the deficit management plan.
- The final education functions levy has been set at £57.93 per pupil
- School budgets have been set using the National Funding Formula (NFF)
- The minimum funding guarantee (MFG) has been set at 0.5%
- To ensure the NFF is affordable within the schools block DSG allocation, gains have been capped at 1.25%

Early Years

- Early Years funding base rates have been set at £5.08 per child per hour for 3- & 4-year-olds, £7.56 per child per hour for 2-year-olds and £9.48 per child per hour for under 2-year-olds.
- An Early Years contingency has been set at 0.76% of the Early Years Block funding.
- Any underspend on Early Years contingency will be returned to providers as a one-off payment in the following financial year if affordable.

High Needs

- Staffordshire's High Needs Block (HNB) funding for 24/25 has increased by £5.4m compared to 2023/24
- The HNB budget has been supplemented by a further 0.5% transfer from the Schools Block (c £3.2m) approved by the Secretary of State
- Special School budgets have been set to provide for a Minimum Funding Guarantee of 0.0% (and no capping of gains)

Recommendation

1. That the Schools Forum notes the content of this report.

Report of the Director of Finance

Central Provisions

2. The Schools Forum considered the indicative level of planned central expenditure for 2024-25 at its November meeting, giving approval to the budget provision for a range of areas, to enable the local authority to meet the DfE timescale of submitting individual school budgets to ESFA in mid-January. This section of this report updates the Schools Forum with the final figures used within that approval.
3. There are four categories of centrally retained budgets within the Schools Budget:
 - De-delegated items
 - Central School Services Block (CSSB)
 - Central Schools Expenditure
 - Education Functions (previously funded by the Education Services Grant)
4. De-delegated items are those which have been retained centrally to be managed by the local authority on behalf of its maintained schools following the vote of the Schools Forum. These amounts are transferred from the local authority to academies through the ESFA and academies meet the related costs directly. In its annual vote on 9 November the Schools Forum voted to de-delegate for the same services in 2024-25 as in 2023-24. Therefore, this funding will continue to be held centrally to meet these costs on behalf of maintained schools. Insurance provision continues to be provided through the DfE's Risk Protection Agreement. Funding for this service will be transferred from SCC to the DfE.
5. Expenditure within the Central School Service Block (CSSB) was also considered at the November 2023 Schools Forum meeting. Members agreed that ongoing funding allocated within this block should be retained centrally for the purposes outlined in the report. This block also includes funding for Historic Commitments. The only funding retained centrally for Historic Commitments for 2024-25 is £924,130 for prudential borrowing.
6. Central Schools Expenditure areas include funding for infant class size and growth funding. Growth funding is allocated to the local authority on a formula basis. The allocation for 2024-25 is £3.3m. This funding has been used to fund growth above the census in the NFF. The remaining funding is held centrally to meet commitments under the infant class size and exceptional growth fund policies. The amount retained centrally is £2.6m. Any underspend will contribute towards repayment of the DSG deficit as per the deficit management plan.
7. At the November meeting, maintained schools approved a levy per pupil for Education Functions of £57.87. Due to a slight change in the number on roll at maintained schools, the final levy for 2024-25 has been set at £57.93 per pupil.

Individual School Budgets

8. This element of the schools' budget represents by far the largest part of the funding for the majority of schools. Formula Budgets are now based on the National Funding Formula (NFF) as approved by Schools Forum in December 2017 and Cabinet in January 2018.

9. The NFF includes a minimum per pupil funding level. For 2024-25 the minimum funding levels per pupil are £4,610 for primary, £5,771 for Key Stage 3 and £6,331 for Key Stage 4.
10. The budget also includes a Minimum Funding Guarantee (MFG) of +0.5% per pupil from the 2023-24 baseline. This ensures schools are protected from excessive year on year changes due to changes in their pupil characteristics.
11. Within the NFF, the core funding factors have been increased by 1.4% and free school meals funding rates have increased by 1.6%.
12. The split sites funding factor has been formularised and added to the NFF from 2024/25. This replaces funding through the local Staffordshire split sites funding policy. All phases of school can now qualify for split sites funding where they have two or more sites separated by a public highway or railway.
13. The mainstream schools additional grant (MSAG) paid separately in 2023/24 has been rolled into the NFF by adding the grant funding rates to the relevant factor in the NFF.
14. The request to transfer 0.5% of schools block DSG funding to High Needs has been approved by the Secretary of State. £3.2m has been transferred.
15. To ensure the NFF is affordable within the Schools Block DSG allocation, gains have been capped at 1.25%. A summary of School Budgets for 2024-25 with a comparison to 2023-24 budgets has been included in Appendix 1. This also includes the impact of the high needs funding switch on individual school budgets. Sixth form funding has been excluded.
16. Schools will continue to receive the Teacher's Pay Additional Grant (TPAG) during 2024/25.

Early Years Funding

17. The government's 2023 Spring budget announced additional funding for the existing early years entitlements for working parents, by extending the 30 hours free childcare offer from the point their child is 9 months old continuously through their early years to the start of school removing the barriers to work.
18. This introduction will be rolled out in stages (on a phased basis):
 - From April 2024, all eligible working parents of 2-year-olds can access 15 hours per week.
 - From September 2024, all eligible working parents of children aged 9 months up to 3 years old can access 15 hours per week.
 - From September 2025, all eligible working parents of children aged 9 months up to 3 years old can access 30 hours free childcare per week.
19. The Council consulted with early years providers on the additional entitlements in November/December 2023. The results of the consultation alongside the proposed funding formulae were presented to Schools Forum in January 2024 for them to consider and comment.

20. A workshop was held on the 30th of January 2024 with the Early Years Reference Group, a group of Early Years Providers, where the following was discussed:
- Breakdown of Government funding to Staffordshire
 - Past and present consultations
 - Staffordshire funding formula; rationale, rates, and budgets.

The discussions had during the workshop and subsequent response from the Early Years Reference Group were considered alongside the final proposals.

21. The funding for Early Years continues to follow the national Early Years Funding Formula.
22. The early years national funding formula allocates funding to local authorities. The rate consists of a base rate and an uplift for additional needs, based on measures of free school meals; Disability Living Allowance and English as an additional language. This is all subject to an Area Cost Adjustment.
23. For 2024-25, Staffordshire County Council has been awarded a national funding rate of £5.47 per hour for 3- & 4-year-olds, £7.66 per hour for 2-year-olds, and £10.40 per hour for under 2-year-olds.
24. The Disability Access Fund (DAF) has increased by £82, from £828 to £910 per eligible child per hour to support access to the free entitlements. The government has extended eligibility for the DAF to all children accessing the entitlements from 2024-25
25. The Early Years Pupil Premium (EYPP) has increased by 6p, from 62p to 68 pence per hour per eligible child. The government has also extended eligibility for the EYPP to all children accessing the entitlements from 2024-25.
26. Local authorities are required to pass at least 95% of early years funding to providers. The early years funding central expenditure was approved by School Forum on 9 November 2023, with an overall pass-through rate of 97.6%.
27. The base rate has been set as follows:
- 3- & 4-year-olds has been set at £5.08 per hour per child, also applying for 30-hour entitlements.
 - 2-year-olds has been set at £7.56 per hour per child.
 - The rate for under 2-year-olds has been set at £9.48 per hour per child.
28. For 3- & 4—year olds, deprivation rates have been set at £0.20 (lower rate) and £0.30 (upper rate). These rates have been maintained at the same amount as in 23/24.
29. No additional funding supplements, including deprivation, have been used for the 2-year-old rate and under 2-year-old rate.
30. A contingency fund of £0.7m has been set up to manage fluctuations in demand figures from year to year. This is equivalent of 0.76% of the whole Early Years DSG Block, which is lower than the 1% threshold advised by the workshop. Any unspent contingency will only be distributed if affordable i.e. after consideration of all payments to the sector including SENIF.

31. The Special Educational Needs Inclusion Fund (SENIF) for 2024/25 is to be set at £2.0m. This is split between the Early Years block (£1.6m) and High Needs block (£0.4m).

High Needs Funding

32. The Schools Forum has a consultative role in the financial arrangements for pupils with Special Education Needs (SEN). The amount of funding that Staffordshire receives is determined by the high needs national funding formula (NFF).

33. The Government has confirmed Staffordshire's 2024/25 High Needs Block allocation to be c £132.4m. This is a net increase of c £5.4m (4%) compared with 2023/24. Whilst this is in line with expectation, it is significantly lower than in previous years and will not keep pace with the actual rising costs and demand. Staffordshire will continue to lobby for both additional funding and a fair and equitable mechanism for addressing cumulative deficits that should not impact on the Council's already stretched general resources.

34. In 2022, given the accumulated (and growing) High Needs Block deficit, the Council brought forward a DSG 'deficit management plan' (DMP), outlining the actions that could be taken to address and mitigate the existing shortfall as far as possible. The DMP sits alongside wider service transformation plans and, working in partnership with Schools Forum, will be reviewed regularly throughout the year and going forward and updated as and when decisions are made.

35. Alongside other actions within the DMP, the Council sought approval from Schools Forum for a 0.5% block transfer from the Schools Block to the High Needs Block for 2024/25; this is equivalent to c £3.2m and will be invested to fund the Council's transformation programme. Whilst acknowledging the pressure on high needs funding, Schools Forum did not support this request. The Council subsequently made a disapplication request to the Government for the transfer, which has been approved by the Secretary of State for Education.

36. As a result, and net of additional funding from the 0.5% funding switch, the total 2024/25 High Needs Budget is c £135.6m. It is Staffordshire's intention to pass on the budget increase in full next year for the provision of SEND support; none of this funding rise will be used to repay the historical deficit, which, at the end of the current financial year (23/24) will likely be over £30m. Even with the block transfer, a further significant overspend is anticipated in 2024/25.

37. For 2024/25 Special School budgets will be set based on:

- a Minimum Funding Guarantee of 0%; ensuring that funding for all Special Schools, on a like for like basis, are maintained at current levels. This is in line with Government guidance for a MFG of 0% in 2024-25.
- there will be no capping of school gains

38. Special Schools continue to be funded on a place plus top-up basis, the value of which is £10,000 in line with Government guidelines. Staffordshire County Council has commissioned 2,890 places at Staffordshire Special Schools, of which 2,313 places are at academies (at the time of writing this report).

- In April 2022 the Council introduced a new Education Banding Tool (EBT) to help calculate top up funding in a fair and consistent way. Following a planned review of the EBT during Summer 2023, the decision was made, from 1 August 2023, to suspend use of the EBT to calculate the top-up funding for Staffordshire pupils with an EHCP and therefore, from this date we have reverted to previous funding models for mainstream and special schools. We remain committed to the EBT and are currently undertaking a remodelling of both mainstream and specialist band values, ensuring the quality assurance steps are in place, as well as a review of the EBT formula, with the intention of reinstating the EBT from autumn 2024 with the assurance that all issues experienced have been resolved and funding is broadly cost neutral.

39. Pupil Referral Units (PRUs) continue to be funded as school-like entities on a place plus top-up basis. For 2024/25 Staffordshire County Council has commissioned 354 places at Staffordshire PRUs at a value of £10,000 per place in line with Government guidance.

Funding next year will also include the following:

- Single rolled pupils will receive top up payments (TRIG-8) of £7,675, no change from 23/24, in line with 0% MFG allocated to special schools. Charges for school commissioned preventative places have been aligned at £50 for all key stage years.
- A further 'lump sum' contribution will be made of £0.134m for fixed overheads in line with other school funding arrangements (up from £0.128m in 2023/24).
- One pupil referral unit provides hospital-based tuition (the Darwin Centre) and receives a set payment to reflect these costs. The total budget allocation for hospital-based tuition at this PRU setting is £0.199m, no change from 23/24 in line with 0% MFG for other schools.

40. The budgets for special schools and PRUs are detailed in Appendix 2.

41. Provision will continue to be made for Post-16 high needs colleges and independent providers in line with latest forecasts (circa £6m). In addition to this, the Council has commissioned 641 places FE colleges for the academic year 2024/25.

42. There are currently special units attached to three mainstream schools. Places in the units are included in the main formula budget and top up funding is received from the High Needs Block to ensure each placement is funded at £10,000 in line with Government guidelines. The total number of places for 2024/25 within these schools is 35. Plans to open a further SEN funded unit in Autumn 24 will mean that there are an additional 6 places from September.

Report author:

Author's Name: Luke Rodgers / Sarah Boyle / Jo Galt
 Ext. No.: 01785 278157
 Room No.: Staffordshire Place 1, Floor 2

List of background papers:

Schools Forum 9 November 2023: Item 10 - Schools Budget 2024-25: De-delegation Central Expenditure and Education Functions

DfE	Name	School Type	Pupil Numbers				Budget before De-delegation & ESG Levy							Budget per pupil (as per MFG calc)		
			2023-24	2024-25	Variance		2023-24	2024-25	Variance from 2023-24		2024-25 if no funding switch	Variance from 2024-25 (£)		2023-24	2024-25	Variance
					No	%			£	%		£	%			
MAINTAINED SCHOOLS																
2123	Christ Church Primary School	Primary	318	316	-2	-1%	1,574,747	1,631,860	57,114	3.63%	1,640,080	8,219	0.50%	4,516.99	4,573.53	1.25%
2132	Victoria Community School	Primary	362	365	3	1%	1,915,164	2,012,096	96,932	5.06%	2,032,925	20,829	1.04%	4,994.05	5,056.56	1.25%
2140	Tower View Primary School	Primary	376	354	-22	-6%	1,748,918	1,730,940	-17,978	-1.03%	1,743,526	12,586	0.73%	4,371.41	4,426.13	1.25%
2153	The Croft Primary School	Primary	198	189	-9	-5%	899,138	902,999	3,861	0.43%	911,490	8,491	0.94%	3,931.64	3,980.86	1.25%
2157	Ravensmead Primary School	Primary	331	327	-4	-1%	1,520,438	1,571,079	50,640	3.33%	1,586,985	15,906	1.01%	4,257.06	4,310.35	1.25%
2158	Wood Lane Primary School	Primary	95	92	-3	-3%	505,427	515,486	10,059	1.99%	519,766	4,279	0.83%	4,070.69	4,121.65	1.25%
2164	Moor First School	Primary	77	72	-5	-6%	415,972	413,676	-2,296	-0.55%	413,676	-	0.00%	3,810.19	3,845.76	0.93%
2166	Squirrel Hayes First School	Primary	80	72	-8	-10%	498,136	479,578	-18,559	-3.73%	479,578	-	0.00%	4,741.98	4,765.69	0.50%
2177	Bridgtown Primary School	Primary	305	317	12	4%	1,548,230	1,678,749	130,519	8.43%	1,695,867	17,119	1.02%	4,726.03	4,785.19	1.25%
2178	Chadsmoor Community Infants and Nursery School	Primary	170	167	-3	-2%	918,468	946,446	27,977	3.05%	955,146	8,700	0.92%	4,559.44	4,616.51	1.25%
2180	Five Ways Primary School	Primary	609	615	6	1%	2,743,573	2,896,078	152,505	5.56%	2,896,078	-	0.00%	4,326.77	4,391.46	1.50%
2184	West Hill Primary School	Primary	366	391	25	7%	1,658,243	1,843,662	185,419	11.18%	1,859,527	15,865	0.86%	4,222.41	4,275.27	1.25%
2191	Cheadle Primary School	Primary	362	353	-9	-2%	1,656,212	1,692,674	36,462	2.20%	1,709,887	17,213	1.02%	4,267.40	4,320.82	1.25%
2203	Millfield Primary School	Primary	383	373	-10	-3%	1,710,667	1,743,082	32,415	1.89%	1,743,082	-	0.00%	4,199.52	4,249.68	1.19%
2207	St Stephen's Primary	Primary	284	295	11	4%	1,269,118	1,374,766	105,647	8.32%	1,374,766	-	0.00%	4,084.39	4,154.02	1.70%
2208	Fulford Primary School	Primary	85	91	6	7%	509,090	552,767	43,677	8.58%	556,893	4,125	0.75%	3,967.45	4,017.11	1.25%
2216	Thomas Barnes Primary School	Primary	106	103	-3	-3%	515,914	527,646	11,732	2.27%	531,761	4,115	0.78%	3,759.92	3,806.98	1.25%
2222	Talbot First School	Primary	34	29	-5	-15%	306,334	298,657	-7,677	-2.51%	299,831	1,175	0.39%	3,545.71	3,590.09	1.25%
2239	Longwood Primary School	Primary	161	175	14	9%	828,527	931,923	103,395	12.48%	940,883	8,960	0.96%	4,480.99	4,537.08	1.25%
2251	Hassell Primary School	Primary	175	188	13	7%	878,458	974,862	96,404	10.97%	984,078	9,216	0.95%	4,290.20	4,343.91	1.25%
2256	May Bank Infants' School	Primary	170	170	0	0%	779,722	813,746	34,025	4.36%	821,272	7,526	0.92%	3,874.27	3,922.77	1.25%
2263	Westlands Primary School	Primary	203	198	-5	-2%	962,613	984,576	21,964	2.28%	994,137	9,561	0.97%	4,225.92	4,278.82	1.25%
2293	Oakridge Primary School	Primary	218	217	-1	0%	977,798	1,017,710	39,913	4.08%	1,017,710	-	0.00%	3,931.33	3,990.65	1.51%
2315	Springfields First School	Primary	163	167	4	2%	762,973	812,836	49,863	6.54%	820,284	7,448	0.92%	3,903.07	3,951.93	1.25%
2321	Endon Hall Primary School	Primary	196	190	-6	-3%	881,849	897,131	15,282	1.73%	905,591	8,460	0.94%	3,896.66	3,945.43	1.25%
2322	Ashcroft Infants' School	Primary	134	120	-14	-10%	665,465	637,649	-27,816	-4.18%	643,185	5,536	0.87%	4,037.17	4,087.71	1.25%
2326	Thomas Russell Junior School	Primary	249	254	5	2%	1,123,292	1,197,387	74,095	6.60%	1,197,387	-	0.00%	4,009.04	4,080.87	1.79%
2327	Hayes Meadow Primary School	Primary	176	175	-1	-1%	833,188	867,841	34,653	4.16%	875,955	8,114	0.93%	4,057.61	4,108.40	1.25%
2332	Florendine Primary School	Primary	247	259	12	5%	1,166,100	1,270,769	104,669	8.98%	1,283,358	12,589	0.99%	4,253.84	4,307.09	1.25%
2340	Willows Primary School	Primary	374	378	4	1%	1,833,266	1,938,297	105,031	5.73%	1,957,708	19,411	1.00%	4,652.35	4,710.58	1.25%
2342	Glenthorne Community Primary School	Primary	321	299	-22	-7%	1,431,115	1,394,109	-37,006	-2.59%	1,394,109	-	0.00%	4,136.98	4,160.50	0.57%
2344	Springcroft Primary School	Primary	213	208	-5	-2%	952,986	973,601	20,615	2.16%	973,601	-	0.00%	3,922.00	3,963.85	1.07%
2345	Pirehill First School	Primary	282	267	-15	-5%	1,270,862	1,257,854	-13,009	-1.02%	1,257,854	-	0.00%	4,103.08	4,123.59	0.50%
2346	Hanbury's Farm Community Primary School	Primary	176	182	6	3%	949,104	1,022,197	73,093	7.70%	1,032,048	9,852	0.96%	4,737.14	4,796.44	1.25%
2348	Oakhill Primary School	Primary	119	120	1	1%	861,330	896,094	34,763	4.04%	896,094	-	0.00%	6,222.77	6,253.88	0.50%
2355	Chancel Primary School	Primary	216	217	1	0%	996,718	1,040,507	43,789	4.39%	1,040,507	-	0.00%	4,046.14	4,073.28	0.67%
2360	The John Bamford Primary School	Primary	300	297	-3	-1%	1,379,659	1,431,027	51,368	3.72%	1,436,094	5,067	0.35%	4,243.74	4,296.86	1.25%
2368	Lane Green First School	Primary	145	146	1	1%	732,883	769,702	36,819	5.02%	776,681	6,980	0.91%	4,183.66	4,236.03	1.25%

DfE	Name	School Type	Pupil Numbers				Budget before De-delegation & ESG Levy						Budget per pupil (as per MFG calc)			
			2023-24	2024-25	Variance		2023-24	2024-25	Variance from 2023-24		2024-25 if no funding switch	Variance from 2024-25 (£)		2023-24	2024-25	Variance
					No	%			£	%		£	%			
2369	Jerome Primary School	Primary	207	215	8	4%	983,589	1,060,539	76,950	7.82%	1,070,807	10,268	0.97%	4,179.69	4,232.01	1.25%
2370	Amington Heath Primary School and Nursery	Primary	149	172	23	15%	888,442	1,045,428	156,986	17.67%	1,045,428	-	0.00%	5,168.67	5,212.54	0.85%
2372	Perton First School	Primary	288	282	-6	-2%	1,291,594	1,322,974	31,380	2.43%	1,322,974	-	0.00%	4,087.08	4,133.40	1.13%
2386	Gorsemoor Primary School	Primary	440	434	-6	-1%	1,987,080	2,046,308	59,228	2.98%	2,046,308	-	0.00%	4,252.63	4,300.32	1.12%
2393	Cheslyn Hay Primary School	Primary	419	402	-17	-4%	1,873,855	1,881,380	7,525	0.40%	1,881,380	-	0.00%	4,226.91	4,275.67	1.15%
2394	Landywood Primary School	Primary	367	406	39	11%	1,646,994	1,901,612	254,618	15.46%	1,901,612	-	0.00%	4,187.34	4,278.97	2.19%
2396	Blakeley Heath Primary School	Primary	365	358	-7	-2%	1,632,151	1,677,241	45,090	2.76%	1,677,553	312	0.02%	4,189.22	4,241.66	1.25%
2397	Westfield Primary School	Primary	418	409	-9	-2%	1,872,522	1,916,722	44,200	2.36%	1,916,722	-	0.00%	4,222.71	4,281.39	1.39%
2399	Cooper Perry Primary School	Primary	205	209	4	2%	923,646	980,803	57,157	6.19%	982,894	2,091	0.21%	3,971.40	4,021.11	1.25%
2403	St Leonard's Primary	Primary	209	222	13	6%	964,834	1,061,842	97,008	10.05%	1,062,128	286	0.03%	4,035.66	4,086.18	1.25%
2404	Doxey Primary	Primary	193	191	-2	-1%	1,048,355	1,087,003	38,648	3.69%	1,097,552	10,549	0.97%	4,839.88	4,900.46	1.25%
2406	Burton Manor Primary School	Primary	295	297	2	1%	1,363,937	1,435,176	71,238	5.22%	1,449,562	14,387	1.00%	4,239.28	4,292.35	1.25%
2409	Flash Ley Primary School	Primary	190	202	12	6%	963,954	1,062,547	98,593	10.23%	1,072,778	10,231	0.96%	4,432.69	4,488.18	1.25%
2411	Chase Terrace Primary School	Primary	286	246	-40	-14%	1,343,276	1,229,549	-113,727	-8.47%	1,241,846	12,298	1.00%	4,375.00	4,429.76	1.25%
2413	Fulfen Primary School	Primary	411	404	-7	-2%	1,845,312	1,896,488	51,176	2.77%	1,896,488	-	0.00%	4,221.58	4,277.33	1.32%
3000	Forsbrook CofE Controlled Primary School	Primary	238	237	-1	0%	1,065,356	1,109,536	44,180	4.15%	1,109,536	-	0.00%	3,991.79	4,042.91	1.28%
3026	Hugo Meynell CofE (VC) Primary School	Primary	185	201	16	9%	856,088	958,323	102,236	11.94%	967,405	9,082	0.95%	3,954.10	4,003.60	1.25%
3027	Barlaston CofE (VC) First School	Primary	117	123	6	5%	604,679	656,144	51,465	8.51%	661,914	5,770	0.88%	4,105.24	4,156.63	1.25%
3028	Berkswich CofE (VC) Primary School	Primary	218	215	-3	-1%	974,137	1,004,997	30,860	3.17%	1,004,997	-	0.00%	3,930.56	3,984.88	1.38%
3029	Betley CofE VC Primary School	Primary	93	93	0	0%	505,193	525,384	20,191	4.00%	529,216	3,832	0.73%	3,606.19	3,651.33	1.25%
3035	St Anne's CofE (VC) Primary School	Primary	195	183	-12	-6%	901,846	892,487	-9,358	-1.04%	900,853	8,365	0.94%	4,000.45	4,050.53	1.25%
3040	Chadsmoor CofE (VC) Junior School	Primary	221	216	-5	-2%	1,139,151	1,168,994	29,843	2.62%	1,180,429	11,435	0.98%	4,633.03	4,691.03	1.25%
3043	St Andrew's CofE (C) Primary School	Primary	55	49	-6	-11%	403,243	393,717	-9,526	-2.36%	395,942	2,226	0.57%	3,975.27	4,025.03	1.25%
3051	Mary Howard CofE (VC) Primary School	Primary	47	44	-3	-6%	362,639	363,998	1,359	0.37%	365,900	1,902	0.52%	3,782.33	3,829.68	1.25%
3069	St John's CofE (C) Primary School	Primary	195	181	-14	-7%	887,570	870,339	-17,231	-1.94%	878,536	8,197	0.94%	3,963.28	4,012.89	1.25%
3076	Christ Church CofE (C) Primary School	Primary	420	428	8	2%	1,883,892	2,006,872	122,980	6.53%	2,006,872	-	0.00%	4,221.67	4,295.98	1.76%
3082	St Bartholomew's CofE (C) School	Primary	46	25	-21	-46%	367,954	296,042	-71,911	-19.54%	297,183	1,141	0.39%	3,993.97	4,043.97	1.25%
3084	St Peter's CofE (VC) First School	Primary	48	46	-2	-4%	363,254	368,357	5,103	1.40%	370,324	1,966	0.53%	3,740.41	3,787.23	1.25%
3091	St Chad's CofE (C) Primary School	Primary	269	264	-5	-2%	1,212,000	1,245,744	33,744	2.78%	1,258,087	12,343	0.99%	4,091.79	4,143.01	1.25%
3093	St Luke's CofE (C) Primary School	Primary	194	199	5	3%	1,019,464	1,081,695	62,231	6.10%	1,081,695	-	0.00%	4,632.43	4,655.59	0.50%
3094	St Margaret's CofE (VC) Junior School	Primary	230	228	-2	-1%	1,037,117	1,121,731	84,614	8.16%	1,121,731	-	0.00%	4,005.17	4,262.47	6.42%
3098	St Chad's CofE (VC) First School	Primary	126	111	-15	-12%	605,193	574,289	-30,904	-5.11%	579,112	4,824	0.84%	3,802.97	3,850.58	1.25%
3110	All Saints CofE (C) First School	Primary	54	51	-3	-6%	376,777	379,932	3,155	0.84%	381,980	2,049	0.54%	3,515.20	3,559.21	1.25%
3112	St Michael's CofE (C) First School	Primary	224	226	2	1%	1,005,557	1,060,697	55,140	5.48%	1,060,697	-	0.00%	3,953.88	4,015.31	1.55%
3116	St John's CofE (C) Primary School	Primary	109	96	-13	-12%	574,917	545,595	-29,322	-5.10%	546,160	565	0.10%	4,152.04	4,204.01	1.25%
3117	Tittensor CofE (C) First School	Primary	71	72	1	1%	446,696	468,002	21,306	4.77%	471,253	3,252	0.69%	3,952.44	4,001.91	1.25%
3136	Sir John Offley CofE (VC) Primary School	Primary	148	141	-7	-5%	761,097	764,615	3,519	0.46%	771,557	6,942	0.91%	4,308.56	4,362.49	1.25%
3137	Baldwin's Gate Primary	Primary	160	154	-6	-4%	752,135	760,379	8,244	1.10%	763,772	3,392	0.45%	3,899.38	3,948.20	1.25%
3139	Hob Hill CE/Methodist (VC) Primary School	Primary	251	245	-6	-2%	1,161,052	1,187,782	26,730	2.30%	1,199,300	11,518	0.97%	4,114.27	4,165.77	1.25%

DfE	Name	School Type	Pupil Numbers				Budget before De-delegation & ESG Levy							Budget per pupil (as per MFG calc)		
			2023-24	2024-25	Variance		2023-24	2024-25	Variance from 2023-24		2024-25 if no funding switch	Variance from 2024-25 (£)		2023-24	2024-25	Variance
					No	%			£	%		£	%			
3144	Holy Trinity CofE (C) Primary School	Primary	178	202	24	14%	883,699	1,026,636	142,937	16.17%	1,036,510	9,874	0.96%	4,277.91	4,331.46	1.25%
3149	St Paul's CofE (C) Primary School	Primary	139	123	-16	-12%	711,184	674,132	-37,053	-5.21%	680,123	5,991	0.89%	4,262.69	4,316.05	1.25%
3152	All Saints CofE (VC) Primary School	Primary	59	56	-3	-5%	402,875	406,843	3,967	0.98%	409,237	2,395	0.59%	3,742.42	3,789.27	1.25%
3420	St Modwen's Catholic Primary School	Primary	361	370	9	2%	1,678,088	1,791,636	113,548	6.77%	1,810,195	18,559	1.04%	4,389.75	4,444.70	1.25%
3430	St Peter's CofE (A) Primary School	Primary	142	136	-6	-4%	685,916	690,982	5,066	0.74%	697,230	6,248	0.90%	4,020.35	4,070.68	1.25%
3438	Ilam CofE (VA) Primary School	Primary	53	51	-2	-4%	383,886	389,714	5,828	1.52%	391,232	1,518	0.39%	3,817.18	3,864.96	1.25%
3446	St Mary's CofE (A) Primary School	Primary	46	48	2	4%	356,091	375,989	19,898	5.59%	378,058	2,069	0.55%	3,771.78	3,818.99	1.25%
3447	St Michael's CofE (A) First School	Primary	149	146	-3	-2%	694,567	713,696	19,130	2.75%	720,195	6,499	0.91%	3,895.70	3,944.46	1.25%
3449	St Mary's CofE (A) First School	Primary	203	199	-4	-2%	941,321	967,544	26,223	2.79%	975,630	8,086	0.84%	4,032.11	4,082.59	1.25%
3450	St Leonard's CofE (A) Primary School	Primary	130	126	-4	-3%	620,145	631,783	11,637	1.88%	637,358	5,576	0.88%	3,872.79	3,921.27	1.25%
3456	St Mary's Catholic Primary School	Primary	196	200	4	2%	946,911	1,008,100	61,189	6.46%	1,008,518	418	0.04%	4,297.17	4,350.96	1.25%
3458	St Joseph and St Theresa Catholic Primary	Primary	206	204	-2	-1%	948,520	983,033	34,513	3.64%	992,570	9,536	0.97%	4,091.06	4,142.27	1.25%
3461	St Joseph's Catholic Primary School	Primary	207	208	1	0%	922,279	968,099	45,821	4.97%	976,272	8,173	0.84%	3,935.28	3,984.54	1.25%
3464	St Joseph's Catholic Primary School	Primary	212	208	-4	-2%	943,231	969,329	26,098	2.77%	969,972	643	0.07%	3,947.68	3,997.10	1.25%
3467	St Joseph's Catholic Primary School	Primary	204	202	-2	-1%	961,756	997,860	36,104	3.75%	1,007,563	9,703	0.97%	4,203.81	4,256.43	1.25%
3468	St Elizabeth's Catholic Primary School	Primary	188	195	7	4%	888,492	958,781	70,289	7.91%	968,044	9,263	0.97%	4,157.05	4,209.08	1.25%
3481	St Bernadette's Catholic Primary School	Primary	107	99	-8	-7%	561,864	553,437	-8,427	-1.50%	558,132	4,695	0.85%	4,150.74	4,202.70	1.25%
3482	St Gabriel's Catholic Primary School	Primary	389	374	-15	-4%	1,749,655	1,762,782	13,127	0.75%	1,781,099	18,317	1.04%	4,286.21	4,339.86	1.25%
3484	SS Peter and Paul Catholic Primary School	Primary	130	129	-1	-1%	715,225	743,780	28,555	3.99%	750,626	6,846	0.92%	4,644.31	4,702.44	1.25%
3485	St Thomas More Catholic Primary School	Primary	213	202	-11	-5%	957,447	955,794	-1,654	-0.17%	965,003	9,209	0.96%	3,989.75	4,039.69	1.25%
3490	St Leonard's CofE (A) First School	Primary	32	40	8	25%	300,913	340,477	39,564	13.15%	342,146	1,669	0.49%	3,651.21	3,696.91	1.25%
3492	St Lukes CofE Primary School	Primary	416	413	-3	-1%	1,876,000	1,947,450	71,450	3.81%	1,947,450	-	0.00%	4,223.51	4,284.58	1.45%
3494	Chase View Community Primary School	Primary	182	184	2	1%	957,887	1,014,227	56,340	5.88%	1,023,938	9,711	0.96%	4,618.76	4,676.58	1.25%
3497	The William Amory Primary School	Primary	203	191	-12	-6%	938,289	930,989	-7,300	-0.78%	939,772	8,783	0.94%	4,024.41	4,074.79	1.25%
3500	River View Primary and Nursery School	Primary	341	349	8	2%	1,733,194	1,842,673	109,478	6.32%	1,842,673	-	0.00%	4,767.49	4,803.07	0.75%
5202	Corbett VA CofE Primary School	Primary	84	67	-17	-20%	482,065	438,582	-43,483	-9.02%	441,349	2,767	0.63%	3,613.90	3,659.14	1.25%
4142	Walton Priory Middle School	Middle-deemed Secondary	510	550	40	8%	2,587,583	2,913,655	326,072	12.60%	2,913,655	-	0.00%	4,869.68	4,946.14	1.57%
4170	Perton Middle School	Middle-deemed Secondary	439	438	-1	0%	2,239,727	2,337,387	97,661	4.36%	2,361,538	24,151	1.03%	4,825.47	4,885.87	1.25%
4517	Bilbrook CofE (VC) Middle School	Middle-deemed Secondary	137	128	-9	-7%	884,519	874,620	-9,899	-1.12%	882,870	8,249	0.94%	5,640.25	5,710.85	1.25%
4055	Paget High School	Secondary	513	559	46	9%	3,485,145	3,947,509	462,364	13.27%	3,989,252	41,744	1.06%	6,535.25	6,617.05	1.25%
4066	Norton Canes High School	Secondary	426	408	-18	-4%	2,837,597	2,855,017	17,420	0.61%	2,884,986	29,969	1.05%	6,428.34	6,508.81	1.25%
4075	Codsall Community High School	Secondary	769	797	28	4%	4,857,457	5,235,877	378,420	7.79%	5,235,877	-	0.00%	6,154.39	6,206.52	0.85%
4087	King Edward VI School	Secondary	1,256	1,256	0	0%	7,387,448	7,739,128	351,680	4.76%	7,739,128	-	0.00%	5,805.24	5,887.99	1.43%
4500	Abbot Beyne School	Secondary	698	726	28	4%	4,567,804	4,965,422	397,618	8.70%	5,018,746	53,324	1.07%	6,427.85	6,508.32	1.25%
5402	Stafford Manor High	Secondary	469	460	-9	-2%	3,181,792	3,263,753	81,961	2.58%	3,263,753	-	0.00%	6,724.66	6,774.89	0.75%
			27,122	27,069	- 54	-0.2%	137,348,815	143,570,033	6,221,218	4.53%	144,310,581	740,549	0.52%			

DfE	Name	School Type	Pupil Numbers				Budget before De-delegation & ESG Levy						Budget per pupil (as per MFG calc)			
			2023-24	2024-25	Variance		2023-24	2024-25	Variance from 2023-24		2024-25 if no funding switch	Variance from 2024-25 (£)		2023-24	2024-25	Variance
					No	%			£	%		£	%			
ACADEMIES (operational as at 1 January 2024)																
This reflects the impact of the main formula and will not match the budget provided by ESFA which will reflect academies' additional responsibilities																
2000	Alsagers Bank Primary Academy	Primary	136	139	3	2%	653,349	694,998	41,649	6.37%	701,290	6,292	0.91%	3,961.21	4,010.80	1.25%
2001	Anglesey Primary Academy	Primary	583	586	3	1%	2,731,900	2,868,900	137,000	5.01%	2,899,658	30,758	1.07%	4,593.50	4,651.00	1.25%
2002	Scientia Academy	Primary	420	417	-3	-1%	1,931,942	2,010,855	78,913	4.08%	2,027,713	16,858	0.84%	4,417.82	4,473.13	1.25%
2003	Landau Forte Academy Greenacres	Primary	363	371	8	2%	1,641,250	1,752,970	111,720	6.81%	1,771,181	18,211	1.04%	4,295.84	4,349.61	1.25%
2005	Churchfields Primary School	Primary	371	363	-8	-2%	1,762,247	1,808,424	46,177	2.62%	1,819,767	11,343	0.63%	4,538.60	4,595.42	1.25%
2006	Veritas Primary Academy	Primary	405	408	3	1%	1,795,084	1,893,680	98,596	5.49%	1,893,680	-	0.00%	4,219.98	4,280.59	1.44%
2007	Silverdale Primary Academy	Primary	164	147	-17	-10%	824,475	787,154	-37,322	-4.53%	794,481	7,328	0.93%	4,362.38	4,416.99	1.25%
2008	Springhill Primary Academy	Primary	161	158	-3	-2%	852,394	871,521	19,128	2.24%	871,521	-	0.00%	4,625.83	4,648.96	0.50%
2009	Norton Canes Primary Academy	Primary	215	216	1	0%	1,055,974	1,109,047	53,073	5.03%	1,110,965	1,918	0.17%	4,435.98	4,491.51	1.25%
2010	Heath Hayes Primary Academy	Primary	199	199	0	0%	938,105	976,332	38,227	4.07%	976,332	-	0.00%	4,183.40	4,208.69	0.60%
2011	Havergal CofE (C) Primary School	Primary	158	170	12	8%	763,283	848,167	84,885	11.12%	856,191	8,024	0.95%	4,130.66	4,182.37	1.25%
2012	Moorgate Primary Academy	Primary	284	290	6	2%	1,360,548	1,453,767	93,219	6.85%	1,468,541	14,774	1.02%	4,458.42	4,514.23	1.25%
2013	Rowley Park Primary Academy	Primary	172	181	9	5%	932,726	1,020,874	88,147	9.45%	1,029,927	9,053	0.89%	4,816.70	4,876.99	1.25%
2014	John Wheeldon Primary Academy	Primary	509	523	14	3%	2,282,910	2,457,055	174,145	7.63%	2,472,147	15,091	0.61%	4,371.13	4,425.85	1.25%
2016	Five Spires Academy	Primary	206	206	0	0%	911,804	954,029	42,225	4.63%	961,882	7,853	0.82%	3,912.90	3,961.88	1.25%
2017	Three Peaks Primary Academy	Primary	362	380	18	5%	1,693,239	1,854,239	161,000	9.51%	1,871,357	17,118	0.92%	4,449.31	4,505.01	1.25%
2018	Silkmore Primary Academy	Primary	200	196	-4	-2%	1,210,688	1,234,753	24,066	1.99%	1,234,753	-	0.00%	5,564.93	5,592.76	0.50%
2019	Knutton St Marys CofE Academy	Primary	179	162	-17	-9%	968,460	928,823	-39,636	-4.09%	937,738	8,915	0.96%	4,816.06	4,876.35	1.25%
2020	Horninglow Primary: A de Ferrers Trust Academy	Primary	207	204	-3	-1%	1,127,630	1,142,609	14,978	1.33%	1,142,609	-	0.00%	4,893.64	4,918.10	0.50%
2021	Dove CofE Academy	Primary	79	82	3	4%	467,284	497,279	29,995	6.42%	501,215	3,936	0.79%	4,200.44	4,253.02	1.25%
2022	Thursfield Primary School	Primary	286	283	-3	-1%	1,263,644	1,309,110	45,466	3.60%	1,309,110	-	0.00%	4,077.84	4,135.09	1.40%
2023	Henhurst Ridge	Primary	181	264	84	46%	855,420	1,258,736	403,316	47.15%	1,258,736	-	0.00%	4,153.87	4,229.37	1.82%
2025	St Benedict Biscop CofE Primary School	Primary	184	172	-12	-7%	835,337	825,620	-9,717	-1.16%	833,380	7,760	0.94%	3,948.46	3,997.88	1.25%
2026	Picknalls First School	Primary	291	296	5	2%	1,286,669	1,368,784	82,115	6.38%	1,368,784	-	0.00%	4,091.44	4,155.95	1.58%
2027	Chadsmead Primary Academy	Primary	221	195	-26	-12%	1,080,759	1,015,242	-65,517	-6.06%	1,025,136	9,894	0.97%	4,440.29	4,495.87	1.25%
2028	Gentleshaw Primary Academy	Primary	188	183	-5	-3%	829,702	845,960	16,258	1.96%	845,960	-	0.00%	3,840.84	3,877.11	0.94%
2029	Bird's Bush Primary School	Primary	196	171	-25	-13%	967,959	901,210	-66,749	-6.90%	909,823	8,612	0.96%	4,407.69	4,462.86	1.25%
2030	Bishop Rawle CofE Primary School	Primary	139	147	8	6%	708,006	776,509	68,503	9.68%	783,722	7,213	0.93%	4,294.31	4,348.06	1.25%
2031	Dosthill Primary School	Primary	528	503	-25	-5%	2,333,235	2,325,435	-7,800	-0.33%	2,325,435	-	0.00%	4,294.05	4,342.80	1.14%
2033	Winshill Village Primary and Nursery School	Primary	197	191	-6	-3%	958,561	975,646	17,086	1.78%	979,487	3,841	0.39%	4,329.06	4,383.25	1.25%
2034	Holy Rosary Catholic Voluntary Academy	Primary	188	162	-26	-14%	903,297	833,337	-69,961	-7.75%	841,186	7,849	0.94%	4,240.17	4,293.25	1.25%
2035	Two Gates Primary School	Primary	251	228	-23	-9%	1,186,696	1,140,755	-45,941	-3.87%	1,152,063	11,308	0.99%	4,340.42	4,394.75	1.25%
2036	Kidsgrove Primary School	Primary	120	135	15	13%	657,337	756,601	99,264	15.10%	759,179	2,578	0.34%	4,522.66	4,579.27	1.25%
2037	Poppyfield Primary	Primary	138	167	29	21%	673,321	831,898	158,578	23.55%	831,898	-	0.00%	4,062.39	4,164.89	2.52%
2038	Streethay	Primary	154	186	32	21%	761,911	928,761	166,850	21.90%	928,761	-	0.00%	4,200.00	4,221.00	0.50%
2039	Burton Fields School	Primary	204	192	-12	-6%	1,074,350	1,067,913	-6,437	-0.60%	1,078,409	10,496	0.98%	4,784.29	4,844.18	1.25%
2040	All Saints CofE Primary School, Bednall	Primary	45	35	-10	-22%	364,874	336,832	-28,041	-7.69%	338,464	1,631	0.48%	4,079.35	4,130.41	1.25%

DfE	Name	School Type	Pupil Numbers				Budget before De-delegation & ESG Levy						Budget per pupil (as per MFG calc)			
			2023-24	2024-25	Variance		2023-24	2024-25	Variance from 2023-24		2024-25 if no funding switch	Variance from 2024-25 (£)		2023-24	2024-25	Variance
					No	%			£	%		£	%			
2041	Forest Hills Primary School	Primary	85	77	-8	-9%	563,324	545,705	-17,619	-3.13%	550,323	4,618	0.85%	5,248.66	5,314.36	1.25%
2042	Anker Valley Primary	Primary	71	104	33	47%	401,532	568,801	167,269	41.66%	568,801	-	0.00%	3,924.77	4,129.83	5.22%
2043	Bramshall Meadows	Primary	33	64	30	91%	246,629	388,654	142,025	57.59%	388,654	-	0.00%	3,488.03	4,004.01	14.79%
2044	Fradley Park	Primary	44	76	32	74%	284,259	431,578	147,319	51.83%	431,578	-	0.00%	3,559.24	3,936.14	10.59%
2045	Anna Seward Primary	Primary	12	43	30	247%	120,424	302,948	182,524	151.57%	302,948	-	0.00%	3,783.95	3,965.84	4.81%
2124	Grange School	Primary	118	126	8	7%	671,843	740,102	68,259	10.16%	746,906	6,804	0.92%	4,725.85	4,785.01	1.25%
2126	Shobnall Primary & Nursery School	Primary	211	218	7	3%	955,848	1,028,750	72,903	7.63%	1,038,803	10,053	0.98%	4,035.68	4,086.20	1.25%
2128	Lansdowne: A de Ferrers Trust Academy	Primary	154	166	12	8%	850,838	946,911	96,073	11.29%	956,038	9,127	0.96%	4,811.74	4,871.98	1.25%
2138	Edge Hill Academy	Primary	346	349	3	1%	1,532,587	1,615,648	83,061	5.42%	1,615,648	-	0.00%	4,175.68	4,224.90	1.18%
2141	The Violet Way Academy	Primary	264	262	-2	-1%	1,181,662	1,216,723	35,061	2.97%	1,216,723	-	0.00%	4,103.63	4,131.00	0.67%
2145	Eton Park Junior: A de Ferrers Trust Academy	Primary	209	209	0	0%	1,091,470	1,140,547	49,077	4.50%	1,151,842	11,295	0.99%	4,729.66	4,788.87	1.25%
2150	The Richard Clarke First School	Primary	119	103	-16	-13%	603,873	562,920	-40,952	-6.78%	562,920	-	0.00%	3,965.88	3,985.71	0.50%
2152	The Mosley Academy	Primary	210	213	3	1%	928,864	986,692	57,827	6.23%	986,692	-	0.00%	3,907.95	3,979.01	1.82%
2160	Thomas Russell Infants School	Primary	181	179	-2	-1%	800,449	828,364	27,915	3.49%	828,364	-	0.00%	3,812.04	3,859.16	1.24%
2161	Kingsfield First School	Primary	223	200	-23	-10%	1,059,259	1,005,344	-53,915	-5.09%	1,005,344	-	0.00%	4,293.53	4,326.05	0.76%
2163	Knypersley First School	Primary	285	285	0	0%	1,264,715	1,323,924	59,209	4.68%	1,337,288	13,364	1.01%	4,103.72	4,155.09	1.25%
2167	Ryknelnd Primary School	Primary	625	630	5	1%	2,757,810	2,909,625	151,815	5.50%	2,909,625	-	0.00%	4,329.65	4,396.67	1.55%
2179	Hazel Slade Primary Academy	Primary	192	187	-5	-3%	881,451	904,787	23,336	2.65%	913,440	8,652	0.96%	4,049.18	4,099.87	1.25%
2185	Redhill Primary School	Primary	163	172	9	6%	951,032	1,038,527	87,495	9.20%	1,038,527	-	0.00%	5,208.33	5,234.38	0.50%
2189	Longford Primary Academy	Primary	271	271	0	0%	1,350,939	1,414,147	63,208	4.68%	1,428,540	14,394	1.02%	4,648.26	4,706.44	1.25%
2190	Werrington Primary School	Primary	423	423	0	0%	1,893,011	1,982,286	89,275	4.72%	1,982,286	-	0.00%	4,223.08	4,292.27	1.64%
2195	Birches First School	Primary	145	148	3	2%	672,874	710,031	37,157	5.52%	710,031	-	0.00%	3,852.32	3,871.58	0.50%
2198	Manor Primary Academy	Primary	82	80	-2	-2%	499,654	511,302	11,648	2.33%	513,002	1,700	0.33%	3,971.45	4,021.17	1.25%
2200	The Howard Primary School	Primary	61	58	-3	-5%	399,307	403,525	4,218	1.06%	405,901	2,376	0.59%	3,584.70	3,629.57	1.25%
2204	Featherstone Academy	Primary	202	203	1	0%	954,082	1,004,315	50,233	5.27%	1,014,081	9,766	0.97%	4,210.15	4,262.85	1.25%
2217	Littleton Green Community School	Primary	386	375	-11	-3%	1,764,523	1,800,144	35,621	2.02%	1,800,144	-	0.00%	4,358.49	4,409.49	1.17%
2219	The Reginald Mitchell Primary School	Primary	195	192	-3	-2%	959,269	990,883	31,614	3.30%	1,000,504	9,621	0.97%	4,385.16	4,440.05	1.25%
2220	Castle Primary School	Primary	93	84	-9	-10%	485,454	470,813	-14,641	-3.02%	474,585	3,772	0.80%	3,929.52	3,978.71	1.25%
2223	Brindley Heath Junior School Academy	Primary	229	232	3	1%	1,018,826	1,076,506	57,680	5.66%	1,076,506	-	0.00%	4,008.41	4,047.67	0.98%
2224	Foley Infant School Academy	Primary	156	130	-26	-17%	728,662	657,646	-71,016	-9.75%	663,518	5,872	0.89%	3,953.04	4,002.52	1.25%
2226	Springhead Primary School	Primary	198	194	-4	-2%	1,002,478	1,028,448	25,970	2.59%	1,031,608	3,160	0.31%	4,448.00	4,503.68	1.25%
2228	Leek First School	Primary	147	146	-1	-1%	744,675	773,695	29,020	3.90%	773,695	-	0.00%	4,305.53	4,357.87	1.22%
2229	Westwood First School	Primary	276	278	2	1%	1,225,308	1,288,492	63,184	5.16%	1,288,492	-	0.00%	4,084.64	4,126.55	1.03%
2234	Scotch Orchard Primary School	Primary	177	195	18	10%	834,546	947,341	112,795	13.52%	956,480	9,139	0.96%	4,101.70	4,153.04	1.25%
2236	The Meadows Primary School	Primary	82	98	16	20%	433,172	514,376	81,204	18.75%	518,650	4,274	0.83%	3,816.98	3,864.76	1.25%
2238	Henry Chadwick Primary School	Primary	100	100	0	0%	557,743	581,838	24,095	4.32%	586,437	4,599	0.79%	4,025.14	4,075.53	1.25%
2240	Green Lea First School	Primary	66	58	-8	-12%	416,970	403,723	-13,247	-3.18%	406,085	2,362	0.59%	3,563.86	3,608.47	1.25%
2241	Sun Academy Bradwell	Primary	176	159	-17	-10%	905,097	870,573	-34,524	-3.81%	874,422	3,849	0.44%	4,547.81	4,604.74	1.25%
2242	Bursley Academy	Primary	343	362	19	6%	1,515,037	1,676,142	161,105	10.63%	1,683,606	7,465	0.45%	4,161.08	4,213.17	1.25%

DfE	Name	School Type	Pupil Numbers				Budget before De-delegation & ESG Levy							Budget per pupil (as per MFG calc)		
			2023-24	2024-25	Variance		2023-24	2024-25	Variance from 2023-24		2024-25 if no funding switch	Variance from 2024-25 (£)		2023-24	2024-25	Variance
					No	%			£	%		£	%			
2247	Crackley Bank Primary School	Primary	165	175	10	6%	941,438	1,031,727	90,289	9.59%	1,031,727	-	0.00%	5,079.22	5,104.62	0.50%
2250	Co-op Academy Friarswood	Primary	186	188	2	1%	837,481	882,297	44,817	5.35%	888,778	6,481	0.73%	3,907.61	3,956.53	1.25%
2252	Hempstalls Primary School	Primary	416	418	2	0%	1,912,671	2,000,032	87,362	4.57%	2,000,032	-	0.00%	4,425.31	4,447.43	0.50%
2264	The Valley Primary School	Primary	44	41	-3	-7%	351,338	352,921	1,583	0.45%	354,731	1,811	0.51%	3,864.98	3,913.36	1.25%
2276	Greysbrooke Primary School	Primary	209	204	-5	-2%	936,488	956,782	20,294	2.17%	956,782	-	0.00%	3,910.48	3,951.18	1.04%
2277	Little Aston Primary Academy	Primary	229	225	-4	-2%	1,032,669	1,063,577	30,909	2.99%	1,073,831	10,254	0.96%	3,988.27	4,038.19	1.25%
2294	Manor Hill First	Primary	186	186	0	0%	946,353	982,474	36,121	3.82%	982,474	-	0.00%	4,513.23	4,535.80	0.50%
2296	William Shrewsbury Primary School	Primary	619	622	3	0%	2,735,143	2,876,790	141,647	5.18%	2,876,790	-	0.00%	4,329.28	4,393.92	1.49%
2297	Coton Green Primary	Primary	329	327	-2	-1%	1,451,446	1,510,142	58,696	4.04%	1,519,358	9,216	0.61%	4,142.66	4,194.52	1.25%
2298	Lark Hall Infant & Nursery Academy	Primary	90	84	-6	-7%	519,714	515,831	-3,882	-0.75%	520,117	4,286	0.83%	4,464.85	4,520.74	1.25%
2299	Flax Hill Junior Academy	Primary	309	311	2	1%	1,398,716	1,474,628	75,912	5.43%	1,488,114	13,486	0.91%	4,242.32	4,295.42	1.25%
2305	Great Wood Community Primary School	Primary	118	107	-11	-9%	578,508	561,740	-16,768	-2.90%	566,536	4,796	0.85%	3,922.25	3,971.34	1.25%
2306	Bhylls Acre Primary School	Primary	198	197	-1	-1%	908,270	945,172	36,901	4.06%	954,098	8,926	0.94%	3,965.27	4,014.91	1.25%
2309	Whittington Primary and Nursery School	Primary	306	302	-4	-1%	1,367,377	1,396,521	29,144	2.13%	1,396,521	-	0.00%	4,107.57	4,164.97	1.40%
2320	Meir Heath Academy	Primary	330	314	-16	-5%	1,457,745	1,451,022	-6,724	-0.46%	1,451,022	-	0.00%	4,137.92	4,181.97	1.06%
2323	Marshbrook First School	Primary	144	145	1	1%	701,925	738,073	36,148	5.15%	744,853	6,780	0.92%	4,092.09	4,143.31	1.25%
2325	Oxhey First School	Primary	215	214	-1	0%	950,992	990,252	39,260	4.13%	990,252	-	0.00%	3,924.70	3,981.96	1.46%
2328	Woodcroft Academy	Primary	124	121	-3	-2%	595,291	610,692	15,401	2.59%	616,035	5,343	0.87%	3,864.65	3,913.02	1.25%
2334	Wilnecote Junior Academy	Primary	307	310	3	1%	1,381,939	1,460,738	78,799	5.70%	1,473,449	12,712	0.87%	4,204.90	4,257.53	1.25%
2335	Heathfields Infant Academy	Primary	248	230	-18	-7%	1,124,986	1,099,482	-25,504	-2.27%	1,099,482	-	0.00%	4,134.99	4,173.08	0.92%
2336	The Woodlands Community Primary School	Primary	275	266	-9	-3%	1,247,229	1,267,554	20,325	1.63%	1,280,294	12,741	1.01%	4,191.72	4,244.19	1.25%
2337	Ankermoor Primary Academy	Primary	138	112	-26	-19%	693,381	614,947	-78,434	-11.31%	620,340	5,393	0.88%	4,213.85	4,266.60	1.25%
2352	Barnfields Primary School	Primary	399	408	9	2%	1,761,870	1,885,206	123,336	7.00%	1,885,206	-	0.00%	4,201.85	4,280.59	1.87%
2358	Chesterton Primary School	Primary	135	137	2	1%	798,811	847,189	48,378	6.06%	855,198	8,009	0.95%	5,115.82	5,179.86	1.25%
2361	Lakeside Primary School	Primary	187	196	9	5%	897,346	976,878	79,532	8.86%	986,346	9,468	0.97%	4,227.67	4,280.59	1.25%
2362	Princefield First School	Primary	209	221	12	6%	959,557	1,045,251	85,694	8.93%	1,045,251	-	0.00%	4,086.82	4,107.25	0.50%
2373	Glascote Academy	Primary	283	271	-12	-4%	1,363,036	1,366,605	3,569	0.26%	1,366,605	-	0.00%	4,494.95	4,529.50	0.77%
2374	Stoneydelph Primary School	Primary	248	236	-12	-5%	1,277,619	1,279,602	1,983	0.16%	1,292,483	12,881	1.01%	4,776.70	4,836.50	1.25%
2387	Perton Primary Academy	Primary	196	199	3	2%	900,650	954,351	53,701	5.96%	963,547	9,196	0.96%	4,044.26	4,094.88	1.25%
2388	Charwood Primary Academy	Primary	210	196	-14	-7%	1,047,510	1,033,177	-14,333	-1.37%	1,037,386	4,210	0.41%	4,512.39	4,568.88	1.25%
2392	Ellison Primary Academy	Primary	365	361	-4	-1%	1,617,549	1,670,508	52,959	3.27%	1,670,508	-	0.00%	4,201.46	4,237.70	0.86%
2395	Moat Hall Primary Academy	Primary	307	274	-33	-11%	1,482,853	1,379,441	-103,413	-6.97%	1,393,438	13,998	1.01%	4,470.88	4,526.85	1.25%
2400	Tillington Manor Primary School	Primary	221	218	-3	-1%	1,096,967	1,132,918	35,951	3.28%	1,143,962	11,043	0.97%	4,433.30	4,488.80	1.25%
2401	Parkside Primary School	Primary	323	323	0	0%	1,427,193	1,495,020	67,828	4.75%	1,495,020	-	0.00%	4,134.10	4,193.90	1.45%
2407	Castlechurch Primary School	Primary	249	261	12	5%	1,257,555	1,370,504	112,950	8.98%	1,384,196	13,692	1.00%	4,591.09	4,648.56	1.25%
2410	Boney Hay Primary Academy	Primary	188	187	-1	-1%	930,747	969,504	38,757	4.16%	978,895	9,390	0.97%	4,394.63	4,449.64	1.25%
2415	Highfields Primary Academy	Primary	204	206	2	1%	918,473	968,094	49,622	5.40%	977,468	9,373	0.97%	3,982.05	4,031.90	1.25%
2416	Holly Grove Primary Academy	Primary	275	259	-16	-6%	1,222,088	1,211,344	-10,744	-0.88%	1,223,457	12,113	1.00%	4,093.11	4,144.34	1.25%
2418	Ridgeway Primary Academy	Primary	401	409	8	2%	1,773,717	1,891,429	117,712	6.64%	1,891,429	-	0.00%	4,221.79	4,281.39	1.41%

DfE	Name	School Type	Pupil Numbers				Budget before De-delegation & ESG Levy							Budget per pupil (as per MFG calc)		
			2023-24	2024-25	Variance		2023-24	2024-25	Variance from 2023-24		2024-25 if no funding switch	Variance from 2024-25 (£)		2023-24	2024-25	Variance
					No	%			£	%		£	%			
2421	Pye Green Academy	Primary	400	400	0	0%	1,770,453	1,853,411	82,958	4.69%	1,857,202	3,792	0.20%	4,222.02	4,274.87	1.25%
2422	John of Rolleston Primary School	Primary	362	358	-4	-1%	1,603,312	1,714,132	110,820	6.91%	1,714,132	-	0.00%	4,193.15	4,403.65	5.02%
2423	William MacGregor Primary School	Primary	201	200	-1	0%	930,461	969,805	39,344	4.23%	979,184	9,379	0.97%	4,104.14	4,155.52	1.25%
2424	Moorhill Primary School	Primary	318	330	12	4%	1,603,726	1,739,868	136,143	8.49%	1,757,908	18,040	1.04%	4,784.07	4,843.95	1.25%
3025	All Saints Church of England Primary and Nursery School	Primary	178	175	-3	-2%	830,368	855,434	25,066	3.02%	863,405	7,971	0.93%	3,986.18	4,036.08	1.25%
3030	St John's CoFE First School	Primary	76	73	-3	-4%	469,451	475,926	6,475	1.38%	478,466	2,541	0.53%	4,115.79	4,167.31	1.25%
3034	St Mary and St Chad CoFE First School	Primary	154	145	-9	-6%	700,124	697,875	-2,249	-0.32%	704,204	6,329	0.91%	3,819.86	3,867.67	1.25%
3042	St Edward's CoFE Academy Cheddleton	Primary	173	160	-13	-8%	767,800	750,250	-17,551	-2.29%	750,250	-	0.00%	3,788.83	3,827.94	1.03%
3044	St Nicholas Church of England First School	Primary	308	308	0	0%	1,360,631	1,424,206	63,575	4.67%	1,424,206	-	0.00%	4,113.08	4,173.64	1.47%
3045	Colwich CoFE Primary School	Primary	123	111	-12	-10%	573,684	554,780	-18,905	-3.30%	559,486	4,706	0.85%	3,710.31	3,756.76	1.25%
3046	St Paul's CoFE First School	Primary	133	122	-11	-8%	629,732	614,964	-14,768	-2.35%	620,356	5,392	0.88%	3,868.18	3,916.60	1.25%
3048	All Saints CoFE Academy Denstone	Primary	73	67	-6	-8%	402,247	395,816	-6,432	-1.60%	398,740	2,924	0.74%	3,819.15	3,866.96	1.25%
3049	St Augustine's CoFE Academy	Primary	46	45	-1	-2%	350,931	359,654	8,722	2.49%	361,543	1,889	0.53%	3,673.92	3,719.91	1.25%
3050	St Leonard's CoFE First School	Primary	62	69	7	11%	422,967	468,377	45,410	10.74%	468,676	299	0.06%	4,183.77	4,236.14	1.25%
3053	St Luke's CoFE Academy Endon	Primary	208	209	1	0%	920,439	967,330	46,891	5.09%	967,330	-	0.00%	3,908.32	3,966.94	1.50%
3063	St Peter's CoFE Primary Academy	Primary	402	422	20	5%	1,780,463	1,952,230	171,766	9.65%	1,952,230	-	0.00%	4,227.09	4,291.52	1.52%
3067	Horton St Michael's CoFE First School	Primary	67	69	2	3%	412,485	436,161	23,676	5.74%	439,093	2,932	0.67%	3,718.61	3,765.16	1.25%
3072	St Saviour's CoFE Academy	Primary	176	165	-11	-6%	896,267	887,794	-8,473	-0.95%	896,258	8,464	0.95%	4,489.04	4,545.23	1.25%
3075	All Saints' CoFE First School	Primary	39	37	-2	-5%	323,240	327,034	3,794	1.17%	328,554	1,520	0.46%	3,595.65	3,640.66	1.25%
3079	St Michael's CoFE (C) Primary School	Primary	427	412	-15	-4%	1,908,583	1,930,552	21,969	1.15%	1,930,552	-	0.00%	4,225.90	4,283.79	1.37%
3080	St Chad's CoFE Primary School	Primary	215	198	-17	-8%	1,005,123	968,952	-36,171	-3.60%	978,337	9,385	0.97%	4,147.99	4,199.91	1.25%
3081	St James Church of England Primary Academy	Primary	101	92	-9	-9%	527,114	510,260	-16,854	-3.20%	510,260	-	0.00%	4,045.73	4,065.96	0.50%
3092	St Giles' and St George's Church of England Academy	Primary	303	314	11	4%	1,495,130	1,608,075	112,945	7.55%	1,610,419	2,344	0.15%	4,605.42	4,663.07	1.25%
3100	All Saints CoFE (C) Primary School	Primary	111	115	4	4%	554,439	593,247	38,808	7.00%	598,110	4,863	0.82%	3,700.71	3,747.03	1.25%
3102	Churchfield CoFE Primary Academy	Primary	135	134	-1	-1%	723,491	752,745	29,254	4.04%	759,684	6,939	0.92%	4,531.80	4,588.53	1.25%
3103	Rushton CoFE First School	Primary	40	42	2	5%	335,084	354,646	19,562	5.84%	356,477	1,832	0.52%	3,816.89	3,864.67	1.25%
3113	Oulton CoFE First School	Primary	70	73	3	4%	403,604	411,741	8,138	2.02%	414,047	2,305	0.56%	3,734.91	3,781.66	1.25%
3114	St Peter's Church of England Primary Academy	Primary	146	135	-11	-8%	665,567	654,335	-11,232	-1.69%	655,241	906	0.14%	3,786.90	3,834.30	1.25%
3118	All Saints' CoFE Primary School	Primary	102	97	-5	-5%	557,063	561,241	4,178	0.75%	565,583	4,342	0.77%	3,917.67	3,966.72	1.25%
3119	Richard Wakefield CoFE Primary Academy	Primary	271	274	3	1%	1,196,801	1,268,311	71,510	5.98%	1,268,311	-	0.00%	4,061.59	4,119.49	1.43%
3120	Tynsel Parkes Primary Academy	Primary	143	142	-1	-1%	674,397	700,122	25,725	3.81%	706,478	6,356	0.91%	3,917.08	3,966.11	1.25%
3128	St John's CoFE Primary School	Primary	180	179	-1	-1%	836,908	874,860	37,952	4.53%	881,236	6,376	0.73%	3,924.44	3,973.57	1.25%
3130	St Mary's CoFE First Academy	Primary	78	80	2	3%	464,257	491,185	26,929	5.80%	494,860	3,675	0.75%	4,020.16	4,070.49	1.25%
3132	Yoxall St Peter's CoFE Primary School	Primary	131	124	-7	-5%	642,362	632,066	-10,296	-1.60%	637,431	5,364	0.85%	3,785.96	3,833.35	1.25%
3134	Blackshaw Moor CoFE First School	Primary	66	62	-4	-6%	435,111	435,702	591	0.14%	438,546	2,844	0.65%	4,014.17	4,064.41	1.25%
3141	Etching Hill CoFE Primary Academy	Primary	395	405	10	3%	1,745,146	1,872,938	127,792	7.32%	1,872,938	-	0.00%	4,203.33	4,278.15	1.78%
3142	Christ Church CoFE First School	Primary	140	133	-7	-5%	681,259	680,999	-260	-0.04%	687,149	6,149	0.90%	4,046.41	4,097.07	1.25%
3145	St John's Primary Academy	Primary	525	568	43	8%	2,320,177	2,626,928	306,751	13.22%	2,626,928	-	0.00%	4,292.83	4,373.38	1.88%
3146	Bishop Lonsdale Primary	Primary	254	256	2	1%	1,126,851	1,184,230	57,379	5.09%	1,184,230	-	0.00%	4,022.20	4,084.49	1.55%

DfE	Name	School Type	Pupil Numbers				Budget before De-delegation & ESG Levy							Budget per pupil (as per MFG calc)		
			2023-24	2024-25	Variance		2023-24	2024-25	Variance from 2023-24		2024-25 if no funding switch	Variance from 2024-25 (£)		2023-24	2024-25	Variance
					No	%			£	%		£	%			
3147	St John's CofE Primary Academy	Primary	375	403	28	7%	1,655,613	1,863,923	208,310	12.58%	1,863,923	-	0.00%	4,189.83	4,276.50	2.07%
3148	St Andrew's CofE Primary School	Primary	156	145	-11	-7%	698,296	684,281	-14,015	-2.01%	690,424	6,143	0.90%	3,707.40	3,753.81	1.25%
3150	Woodseaves CE Primary Academy	Primary	79	82	3	4%	490,724	516,870	26,146	5.33%	518,195	1,325	0.26%	3,962.18	4,011.77	1.25%
3151	Haughton St Giles CofE Primary Academy	Primary	105	94	-11	-10%	562,915	543,128	-19,787	-3.52%	547,245	4,117	0.76%	3,833.21	3,881.19	1.25%
3153	Gnosall St Lawrence Coe Primary Academy	Primary	276	276	0	0%	1,217,649	1,283,624	65,975	5.42%	1,283,624	-	0.00%	4,065.37	4,123.04	1.42%
3154	St Peter's CofE Primary School	Primary	183	189	6	3%	853,876	913,442	59,567	6.98%	915,444	2,002	0.22%	4,051.83	4,102.55	1.25%
3155	Manifold Church of England Primary School	Primary	43	33	-10	-23%	346,867	319,452	-27,415	-7.90%	320,875	1,423	0.45%	3,773.47	3,820.71	1.25%
3156	Waterhouses CofE Primary Academy	Primary	88	82	-6	-7%	586,372	577,428	-8,944	-1.53%	577,428	-	0.00%	4,704.91	4,728.43	0.50%
3300	The Faber Catholic Primary School	Primary	66	70	4	6%	432,807	464,057	31,250	7.22%	467,108	3,050	0.66%	3,813.75	3,861.49	1.25%
3426	St Peter's CofE Academy Alton	Primary	45	45	0	0%	346,693	359,094	12,401	3.58%	360,970	1,876	0.52%	3,647.94	3,693.60	1.25%
3432	Hutchinson Memorial CofE First School	Primary	68	70	2	3%	379,298	402,872	23,574	6.22%	405,751	2,879	0.71%	3,599.28	3,644.34	1.25%
3433	Church Eaton Primary School	Primary	79	76	-3	-4%	494,906	503,468	8,562	1.73%	506,976	3,507	0.70%	4,038.71	4,089.27	1.25%
3434	The St. Mary's CofE Primary School	Primary	84	79	-5	-6%	507,326	504,907	-2,419	-0.48%	504,907	-	0.00%	3,964.38	3,989.25	0.63%
3436	Dilhorne Endowed CofE Primary School	Primary	45	43	-2	-4%	344,525	349,132	4,607	1.34%	350,900	1,769	0.51%	3,599.37	3,644.42	1.25%
3440	The Richard Crosse CofE Primary School	Primary	105	103	-2	-2%	545,954	562,773	16,820	3.08%	566,339	3,566	0.63%	3,737.70	3,784.49	1.25%
3441	St Werburgh's CE (A) Primary School	Primary	151	158	7	5%	715,239	777,159	61,919	8.66%	784,376	7,218	0.93%	3,997.80	4,047.84	1.25%
3442	Beresford Memorial CofE First School	Primary	139	135	-4	-3%	762,438	773,520	11,082	1.45%	773,520	-	0.00%	4,684.26	4,707.68	0.50%
3443	All Saints CofE First School	Primary	205	207	2	1%	928,491	978,077	49,587	5.34%	987,122	9,045	0.92%	4,007.64	4,057.80	1.25%
3455	St Mary's Catholic Primary School	Primary	95	84	-11	-12%	500,363	483,372	-16,991	-3.40%	486,712	3,340	0.69%	3,480.17	3,523.73	1.25%
3457	St Filumena's Catholic Primary School	Primary	183	177	-6	-3%	810,063	822,965	12,903	1.59%	830,704	7,739	0.94%	3,826.39	3,874.29	1.25%
3459	St Giles Catholic Primary School	Primary	216	214	-2	-1%	975,972	1,012,282	36,310	3.72%	1,022,155	9,873	0.98%	4,037.71	4,088.26	1.25%
3460	St John's Catholic Primary School	Primary	52	52	0	0%	326,632	339,563	12,931	3.96%	339,563	-	0.00%	3,876.20	3,915.91	1.02%
3462	St John the Evangelist Catholic Primary	Primary	166	161	-5	-3%	891,427	906,351	14,924	1.67%	915,044	8,693	0.96%	4,725.40	4,784.55	1.25%
3463	St Mary's Catholic Academy	Primary	164	160	-4	-2%	815,539	834,767	19,227	2.36%	834,767	-	0.00%	4,326.54	4,348.17	0.50%
3465	St Mary's Catholic Primary School	Primary	382	406	24	6%	1,829,365	2,025,073	195,708	10.70%	2,046,339	21,266	1.05%	4,583.94	4,641.32	1.25%
3466	St Wulstan's Catholic Primary School	Primary	390	409	19	5%	1,723,787	1,893,784	169,998	9.86%	1,893,784	-	0.00%	4,201.35	4,281.39	1.91%
3468	St Austin's Catholic Primary School and Nursery	Primary	183	198	15	8%	859,535	963,495	103,959	12.09%	972,781	9,286	0.96%	4,104.42	4,155.80	1.25%
3469	St Patrick's Catholic Primary School	Primary	205	205	0	0%	940,520	982,507	41,987	4.46%	992,024	9,517	0.97%	4,062.89	4,113.75	1.25%
3470	St Dominic's Catholic Primary School	Primary	204	205	1	0%	902,383	949,120	46,737	5.18%	949,120	-	0.00%	3,893.91	3,954.39	1.55%
3473	St Thomas' Catholic Primary School	Primary	207	207	0	0%	919,036	958,648	39,612	4.31%	958,648	-	0.00%	3,920.26	3,960.72	1.03%
3474	St Joseph's Catholic Primary School	Primary	186	184	-2	-1%	857,066	888,285	31,219	3.64%	889,265	979	0.11%	4,027.31	4,077.73	1.25%
3476	Our Lady and St Werburgh's Catholic Primary School	Primary	211	212	1	0%	932,245	980,366	48,121	5.16%	987,046	6,679	0.68%	3,913.83	3,962.82	1.25%
3477	Our Lady of Grace Catholic Academy	Primary	106	105	-1	-1%	584,764	607,516	22,752	3.89%	612,825	5,309	0.87%	4,425.11	4,480.51	1.25%
3479	Blessed Mother Teresa's Catholic Primary School	Primary	149	165	16	11%	815,553	929,291	113,737	13.95%	932,372	3,081	0.33%	4,740.64	4,799.99	1.25%
3480	St Anne's Catholic Primary School	Primary	192	193	1	1%	862,869	902,668	39,800	4.61%	902,668	-	0.00%	3,928.96	3,959.04	0.77%
3483	St Christopher's Catholic Primary Academy	Primary	201	199	-2	-1%	922,001	956,117	34,116	3.70%	958,902	2,785	0.29%	4,063.44	4,114.31	1.25%
3486	Needwood CofE Primary School	Primary	79	70	-9	-11%	492,422	475,151	-17,271	-3.51%	478,200	3,049	0.64%	3,987.61	4,037.53	1.25%
3488	Anson CofE Primary School	Primary	103	102	-1	-1%	513,404	533,324	19,920	3.88%	537,795	4,471	0.84%	3,836.39	3,884.42	1.25%
3489	St Thomas' CofE Primary Academy	Primary	190	176	-14	-7%	868,893	852,322	-16,571	-1.91%	860,362	8,040	0.94%	3,997.93	4,047.97	1.25%

DfE	Name	School Type	Pupil Numbers				Budget before De-delegation & ESG Levy							Budget per pupil (as per MFG calc)		
			2023-24	2024-25	Variance		2023-24	2024-25	Variance from 2023-24		2024-25 if no funding switch	Variance from 2024-25 (£)		2023-24	2024-25	Variance
					No	%			£	%		£	%			
4089	Nether Stowe School	Secondary	649	737	88	14%	4,134,906	4,890,969	756,063	18.28%	4,890,969	-	0.00%	6,379.26	6,428.30	0.77%
4090	Madeley High School	Secondary	706	745	39	6%	4,073,641	4,496,434	422,793	10.38%	4,537,218	40,784	0.91%	5,760.56	5,832.68	1.25%
4093	Chesterton Community Sports College	Secondary	889	891	2	0%	5,559,654	5,847,392	287,737	5.18%	5,911,630	64,238	1.10%	6,309.57	6,388.56	1.25%
4094	Clayton Hall Academy	Secondary	831	791	-40	-5%	5,080,721	5,074,406	-6,315	-0.12%	5,092,953	18,546	0.37%	6,138.90	6,215.75	1.25%
4096	Newcastle Academy	Secondary	379	414	35	9%	2,600,665	2,964,067	363,402	13.97%	2,975,816	11,749	0.40%	6,726.14	6,810.33	1.25%
4100	Wolgarston High School	Secondary	628	651	23	4%	3,829,536	4,151,732	322,196	8.41%	4,151,732	-	0.00%	6,065.98	6,134.05	1.12%
4111	Walton High School	Secondary	1,050	1,053	3	0%	6,023,483	6,337,209	313,726	5.21%	6,337,209	-	0.00%	5,779.57	5,867.36	1.52%
4112	Alleyne's Academy	Secondary	741	720	-21	-3%	4,447,004	4,537,238	90,233	2.03%	4,586,681	49,444	1.09%	6,009.81	6,085.04	1.25%
4123	The Wilnecote School	Secondary	891	911	20	2%	5,467,374	5,860,251	392,877	7.19%	5,863,500	3,250	0.06%	6,177.28	6,254.61	1.25%
4126	The Friary School	Secondary	1,038	1,054	16	2%	6,092,816	6,487,295	394,479	6.47%	6,549,272	61,977	0.96%	5,922.91	5,997.05	1.25%
4140	Cheslyn Hay Academy	Secondary	1,099	1,088	-11	-1%	6,497,807	6,742,591	244,785	3.77%	6,775,544	32,953	0.49%	5,970.03	6,044.76	1.25%
4143	Biddulph High School	Secondary	620	630	10	2%	3,827,103	4,075,684	248,581	6.50%	4,114,502	38,819	0.95%	6,145.43	6,222.36	1.25%
4146	Thomas Alleyne's High School	Secondary	746	774	28	4%	4,484,788	4,870,112	385,324	8.59%	4,880,929	10,817	0.22%	6,007.57	6,082.77	1.25%
4153	The Cheadle Academy	Secondary	447	417	-30	-7%	2,851,746	2,797,083	-54,663	-1.92%	2,803,584	6,501	0.23%	6,270.49	6,348.99	1.25%
4158	The Rawlett School	Secondary	1,099	1,078	-21	-2%	6,536,675	6,723,701	187,026	2.86%	6,794,305	70,604	1.05%	6,013.70	6,088.98	1.25%
4176	The de Ferrers Academy	Secondary	2,009	2,027	18	1%	12,211,012	12,912,584	701,572	5.75%	13,056,359	143,775	1.11%	6,207.47	6,285.17	1.25%
4178	Chase Terrace Academy	Secondary	1,201	1,148	-53	-4%	7,202,276	7,236,863	34,587	0.48%	7,248,204	11,340	0.16%	6,068.04	6,144.00	1.25%
4180	Sir Graham Balfour	Secondary	875	920	45	5%	5,190,429	5,724,534	534,104	10.29%	5,730,541	6,007	0.10%	5,956.86	6,031.43	1.25%
4183	Weston Road Academy	Secondary	913	910	-3	0%	5,343,623	5,578,800	235,177	4.40%	5,578,800	-	0.00%	5,894.50	5,954.63	1.02%
4607	Blessed William Howard	Secondary	834	876	42	5%	4,999,577	5,507,510	507,933	10.16%	5,566,333	58,823	1.07%	6,031.34	6,106.84	1.25%
4610	Painsley Catholic College	Secondary	1,095	1,121	26	2%	6,280,317	6,749,579	469,262	7.47%	6,749,579	-	0.00%	5,789.21	5,875.11	1.48%
4710	Blessed Robert Sutton Catholic Voluntary Academy	Secondary	562	593	31	6%	3,415,779	3,768,346	352,567	10.32%	3,809,181	40,835	1.08%	6,026.39	6,101.82	1.25%
4713	St John Fisher Catholic College	Secondary	994	999	5	1%	6,109,792	6,438,298	328,506	5.38%	6,509,151	70,854	1.10%	6,206.98	6,284.68	1.25%
5401	Cannock Chase High School	Secondary	937	989	52	6%	5,966,961	6,599,919	632,958	10.61%	6,668,976	69,057	1.05%	6,434.31	6,514.86	1.25%
5403	Cardinal Griffin Catholic College	Secondary	745	688	-57	-8%	4,636,177	4,499,191	-136,986	-2.95%	4,548,216	49,025	1.09%	6,236.05	6,314.11	1.25%
5404	Erasmus Darwin Academy	Secondary	954	955	1	0%	5,588,235	5,863,543	275,308	4.93%	5,927,936	64,393	1.10%	5,900.90	5,974.76	1.25%
6905	Landau Forte Academy, Amington	Secondary	965	955	-10	-1%	6,200,304	6,445,659	245,356	3.96%	6,516,191	70,531	1.09%	6,463.41	6,544.31	1.25%
6906	The JCB Academy	Secondary	598	600	2	0%	3,710,384	3,908,827	198,442	5.35%	3,914,911	6,084	0.16%	6,161.53	6,238.66	1.25%
0225	Beaconsfield Primary	Primary	-	12	12		-	130,340	130,340		130,340	-	0.00%	-	4,240.00	
0425	Dunstall Park Primary	Primary	-	12	12		-	130,340	130,340		130,340	-	0.00%	-	4,240.00	
0325	Garden Village Primary	Primary	-	12	12		-	130,340	130,340		130,340	-	0.00%	-	4,240.00	
0125	Branston Locks Primary	Primary	-	12	12		-	130,340	130,340		130,340	-	0.00%	-	4,240.00	
2218	Dove Bank Primary School	Primary	160	173	13	8%	811,335	904,848	93,513	11.53%	913,507	8,659	0.96%	4,380.13	4,434.96	1.25%
			86,744	87,201	457	3	469,222,201	494,509,915	25,287,714	5.39%	496,990,232	2,480,317	0.50%			

SPECIAL SCHOOL BUDGET COMPARISON: 2023-24 & 2024-25

DfE	Name	School Type	Planned Places Annualised				Budget Contribution From High Needs Block			
			2023-24	2024-25	Variance	Variance %	2023-24*	2024-25*	Variance (£)	Variance %
7000	Chasetown Community School	Community special school	83	83	0	0%	1,477,941	1,941,795	463,853	31%
7001	Walton Hall Academy	Academy - special	181	188	7	4%	2,871,799	3,096,011	224,212	8%
7003	Horton Lodge Com Sp & Key Learning Cent, Rudyard	Community special school	54	54	0	0%	1,090,963	1,162,516	71,553	7%
7006	Cicely Haughton School	Academy - special	56	56	0	0%	1,349,593	1,355,452	5,859	0%
7015	The Fountains High School, Burton	Academy - special	215	233	18	8%	3,014,963	3,373,626	358,663	12%
7016	The Fountains Primary School, Burton	Academy - special	191	195	4	2%	3,064,455	3,588,369	523,914	17%
7023	Hednesford Valley High School	Community special school	170	170	0	0%	2,317,237	2,556,678	239,441	10%
7024	Loxley Hall School, Loxley, Uttoxeter	Academy - special	96	96	0	0%	1,970,515	2,181,171	210,656	11%
7026	Blackfriars Academy, Newcastle	Academy - special	107	108	1	1%	2,038,178	2,176,823	138,645	7%
7027	Coppice Academy	Academy - special	90	93	3	3%	1,172,382	1,459,491	287,110	24%
7028	The Meadows Special School, Leek	Academy - special	120	120	0	0%	1,964,207	2,160,948	196,741	10%
7030	Two Rivers High School	Academy - special	240	266	26	11%	3,504,385	3,961,325	456,940	13%
7032	Sherbrook Primary School, Cannock	Community special school	128	128	0	0%	2,154,562	2,443,360	288,799	13%
7033	Springfield School, Leek	Academy - special	63	65	2	3%	1,216,889	1,451,022	234,133	19%
7034	Cherry Trees School, Wombourne	Academy - special	52	52	0	0%	1,003,767	1,066,066	62,298	6%
7036	Rocklands School, Lichfield	Academy - special	125	131	6	5%	2,291,749	2,730,793	439,044	19%
7037	Marshlands Special School, Stafford	Community special school	120	142	22	19%	2,220,714	2,789,404	568,690	26%
7038	Merryfields Special School	Academy - special	105	110	5	5%	1,982,677	2,249,548	266,872	13%
7039	Saxon Hill, Lichfield	Academy - special	125	131	6	5%	2,423,558	2,921,285	497,726	21%
7041	Queens Croft High School	Academy - special	210	205	-5	-2%	2,751,489	2,893,409	141,920	5%
7042	Two Rivers Primary School	Academy - special	126	125	-1	-1%	1,922,322	2,223,803	301,480	16%
7043	Wightwick Hall School, Wolverhampton	Academy - special	89	120	31	35%	1,261,504	1,642,340	380,836	30%
7750	Greenhall Nursery, Stafford	Community special school	19	21	2	11%	713,489	721,741	8,252	1%
1105	Bridge Short Stay School	Pupil referral unit	65	65	0	0%	1,043,600	1,126,750	83,150	8%
1106	C.E.D.A.R.S.	Pupil referral unit	63	63	0	0%	973,160	1,071,400	98,240	10%
1112	Bailey Street AP Academy	Academy alternative provision sponsor led	55	55	0	0%	891,590	980,700	89,110	10%
1109	Kettlebrook Short Stay School	Pupil referral unit	60	60	0	0%	1,011,980	1,033,730	21,750	2%
1103	Chaselea Short Stay School	Academy alternative provision sponsor led	58	58	0	0%	939,500	1,043,650	104,150	11%
1111	Burton Short Stay School	Pupil referral unit	53	53	0	0%	815,320	980,700	165,380	20%

* Budget is set based on pupil numbers as at February 2023 and 2024 accordingly. The funding will fluctuate in line with pupil movements throughout the year.

Schools Forum – 21st March 2024 High Needs Block update

Executive Summary:

- The forecast outturn for the 2023/24 High Needs Block is a £21m overspend (c £1m higher than the position last reported at Q3)
- At the end of the last financial year the DSG reserve went into deficit by c £14.2m and this will deepen to more than £30m given the expected overspend in 2023/24.
- Additional Government funding next year will see Staffordshire's High Needs Budget increase to £132.4m; an increase of £5.4m (c 4%) compared with 2023/24 and in line with previous forecasts.
- The HNB budget 24/25 has been supplemented by a further 0.5% transfer from the Schools Block (c 3.2m) approved by the Secretary of State.
- The funding rise is insufficient to close the gap and it is likely that a further overspend will arise in 2024/25. None of this funding increase will be used to repay historical deficits.
- The Council will hold funding rates next year for all state funded special schools, on a like for like basis, in line with the Government set Minimum Funding Guarantee (MFG) of 0.0%.
- The new Education Banding Tool (EBT) was implemented in April 2022. During Summer 2023 the decision was made to suspend the EBT; SCC remains committed to the EBT and is currently undertaking a remodelling of both mainstream and specialist band values. SCC will continue to keep schools informed of progress going forward.

Recommendations:

That Schools Forum notes:

1. the High Needs Block budget update 2023/24 and latest forecast outturn
2. the proposed High Needs Block budget 2024/25

Report of Director for Children and Families

Background

3. The financial risk of the High Needs Block has been a standing agenda at Schools Forum. The increase in demand on the High Needs Block has been reported regularly. Pressures on the High Needs Block are on-going due to the continued increase in a range of areas. These include:
 - Additional needs requests
 - Increase in pupil numbers requiring EHCPs,
 - Extension of age group to 25 for those with EHCPs,
 - Increase in independent placements and costs,
 - Increase in Matrix funding for special schools,
 - The funding of increased numbers of pupils educated 'other than at school' (EOTAS)
 - Increase in the number of pupils permanently excluded (now exceeding pre-pandemic levels)

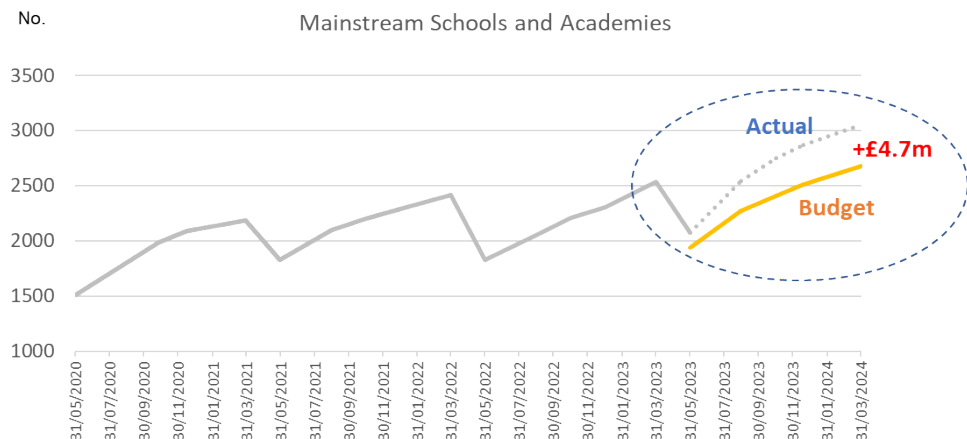
- Budget 2023/24 and Forecast

4. Despite additional Government funding this year, this is insufficient to close the funding gap and there remains a forecast overspend of c £21m in 2023/24 (c £1m higher than at Q3). The main areas of forecast overspend within the High Needs Block are outlined below and summarised in the following table. A more detailed overview of the High Needs Block budget is provided within Appendix A:

<u>High Needs Budget 2023/24</u>	Budget 23/24 £m	Outturn £m	Over / (Under) spend £m
Planned Places	35.0	35.0	(0.0)
Top Up Budgets	44.3	56.2	11.9
<u>Non Top Up Budgets</u>			
Independent Schools (Mainstream & Special)	29.3	38.0	8.7
Alternative provision (inc Hubs)	3.8	3.8	0.0
Post 16	5.5	6.2	0.7
Other	9.1	8.8	(0.3)
Total Net Spend	127.0	147.9	20.9
Total Funding	(127.0)	(126.9)	0.1
Net Outturn	0.0	21.0	21.0

5. Key variances arising

- i) An overspend of c £11.9m against the school 'top up' budgets, largely a result of:
- the number and rising cost of children with EHCP/AEN support in Mainstream Schools and Academies leading to a £4.7m overspend:



- An overspend of £5.3m in special schools and academies, arising as a result of both an increase in demand and a rise in the proportion of children receiving higher levels of top ups as a result of increasing needs:

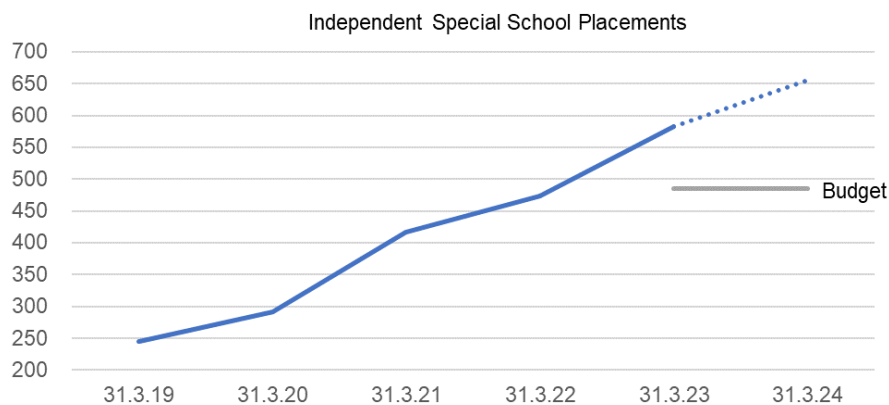
		2023/24		
Top Ups	# fte		£m	
Matrix 1	338	19%	0.1	
Matrix 2	638	35%	1.0	
Matrix 3	825	46%	7.1	8.2
School Specific	1801			2.2
Additional Places				2.4
Enhancements				3.0
Exceptional Need				0.6
Residential				1.8
Adjustments (part time / backdated)				0.7
EBT (1-10)	668			7.5
EBT (school specific)				0.5
EBT (override)				0.2
Allowance for more growth				0.4
Total Spend				27.5
Budget				22.2
Variance				5.3

Average £/fte
0.008

Average £/fte
0.012

- An overspend of c £0.7m for Pupil Referral Units due to increasing numbers of pupil exclusions which are now exceeding pre-pandemic levels

- ii) An overspend of c £7.4m in Independent Special Schools; this is c £0.5m higher than previously forecast and reflects additional places/demand and increasing costs.



- iii) Other net overspends of c £1.7m, most significantly for Independent mainstream provision, alternative provision, Post 16 provision and Early Years (SEN Inclusion fund).

- High Needs Block Budget 2024/25

6. The Government have announced 2024/25 funding of £132.4m for Staffordshire's HNB, a net increase of c £5.4m compared with 2023/24 (4%). Whilst this increase is welcomed and is broadly in line with expectation, this is significantly lower than previous years and it is insufficient to close the existing funding gap. Staffordshire will continue to lobby for both additional funding and a fair and equitable

mechanism for addressing cumulative deficits that should not impact on the Council's already stretched general resources.

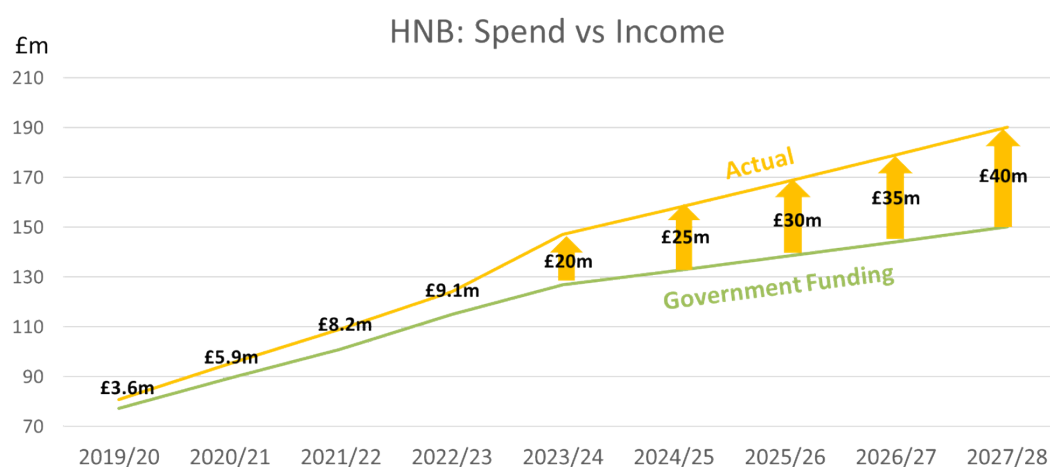
7. In 2022, given the accumulated (and growing) High Needs Block deficit, the Council brought forward a DSG 'deficit management plan' (DMP), outlining the actions that could be taken to address and mitigate the existing shortfall as far as possible. The DMP sits alongside wider service transformation plans and, working in partnership with Schools Forum, will be reviewed regularly throughout the year and going forward updated as and when decisions are made.
8. Alongside other actions within the DMP, the Council sought approval from Schools Forum for a 0.5% block transfer from the Schools Block to the High Needs Block for 2024/25; this is equivalent to c £3.2m and will be invested to fund the Council's transformation programme. Whilst acknowledging the pressure on high needs funding, Schools Forum did not support this request. The Council subsequently made a disapplication request to the Government for the transfer, which has been approved by the Secretary of State for Education.
9. As a result, and net of additional funding from the 0.5% funding switch, the total 2024/25 High Needs Budget is c £135.6m. It is Staffordshire's intention to pass on the budget increase in full next year for the provision of SEND support; none of this funding rise will be used to repay the historical deficit, which, at the end of the current financial year (23/24) will likely be more than £30m. Even with the block transfer, a further significant overspend is anticipated in 2024/25.
10. For 2024-25 Special School budgets will be set based on:
 - i. a Minimum Funding Guarantee of 0.0%; ensuring that funding for all Special Schools, on a like for like basis, is maintained. This is in line with Government guidance.
 - ii. there will be no capping of school gains.

Schedules of rates applicable for mainstream, special schools and PRUs in 2024/25 are available at Appendices B and C.

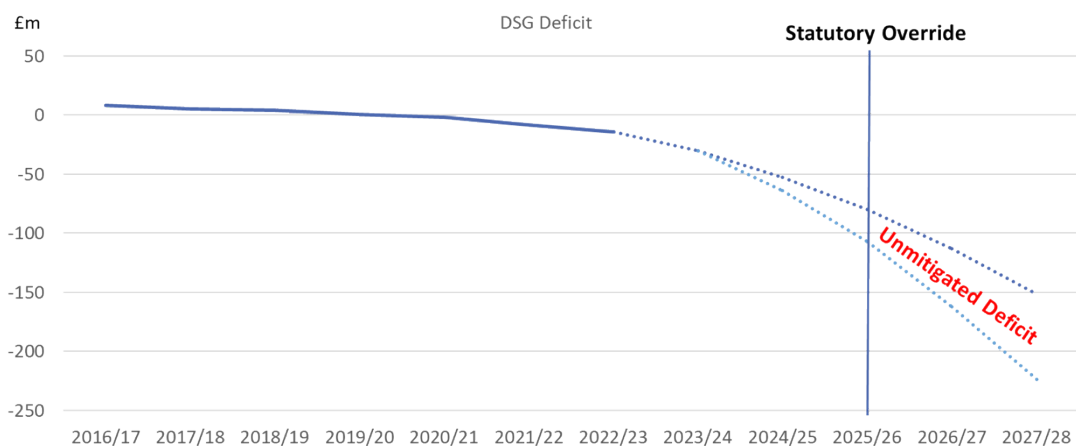
11. In 2024/25 the HNB budget is £135.6m; the following summarises the proposed budget allocations for next year:

2024-2025 HIGH NEEDS BUDGET	Budget 2023/24 £m	Budget 2024/25 £m
Planned Places	35.0	36.7
Top Up Budgets	44.3	46.8
Staffordshire Special Schools and Academies	21.7	22.3
Staffordshire Mainstream Schools	17.9	19.2
Pupils in other LA Special & Mainstream Schools & Academies	2.3	2.8
Pupil Referral Units	2.4	2.5
Non Top Up Budgets	47.7	52.2
Independent Schools Mainstream	2.3	2.6
Independent Schools Special	27.0	31.2
Independent Hospital Fees	0.2	0.3
Early Years PVIs	0.4	0.4
Alternative provision (inc Hubs)	3.2	3.1
Education Other Than At School (EOTAS)	0.6	0.4
SEN Support Services	8.5	8.5
Post-16 FE Placements & Top-ups for ISPs	5.5	5.7
GRAND TOTAL	127.0	135.6
Funding	(127.0)	(135.6)
NET OUTTURN	0.0	0.0

12. Even with the additional Government funding a further significant overspend is anticipated in 2024/25; left unaddressed the annual budget gap is likely to increase going forward:



and could see the overall accumulated DSG deficit increase to between £150m and £225m by the end of 2027/28:



- DSG 'Deficit Management Plan'

13. The Council brought forward to Schools Forum in November a 'DSG deficit management plan' (DMP) outlining the actions that can be taken to address and mitigate the existing shortfall as far as possible. This reflects the actions included within the APP and our current SEND improvements and, working in partnership with Schools Forum, will be monitored regularly throughout the year and going forward updated as and when decisions are made. The DMP is currently being updated following the outcome of the disapplication request.

14. Alongside other actions within the DMP, and shared with a working group of Schools Forum, the Council sought approval from Schools Forum for a 0.5% (£3.2m) block transfer from the Schools Block to the High Needs Block in 2024/25. As previously stated, this has been approved by the Secretary of State for Education bringing the total High Needs Block Budget to £135.6m in 2024/25

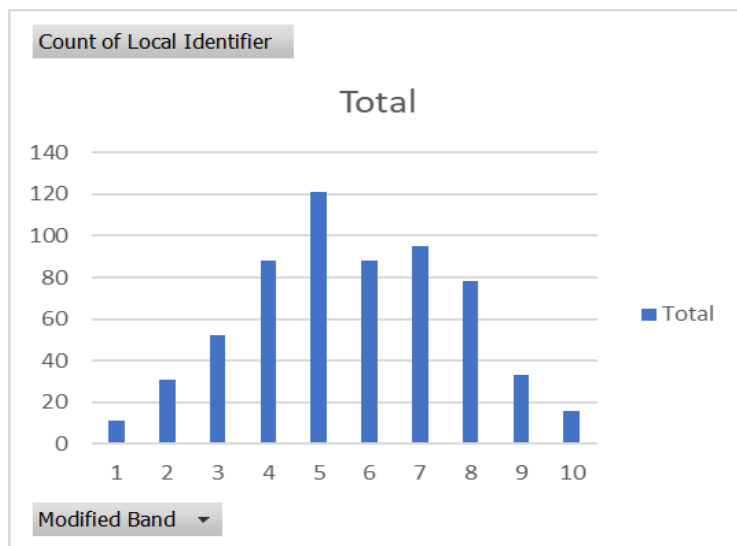
- Other Updates

Guidance Update

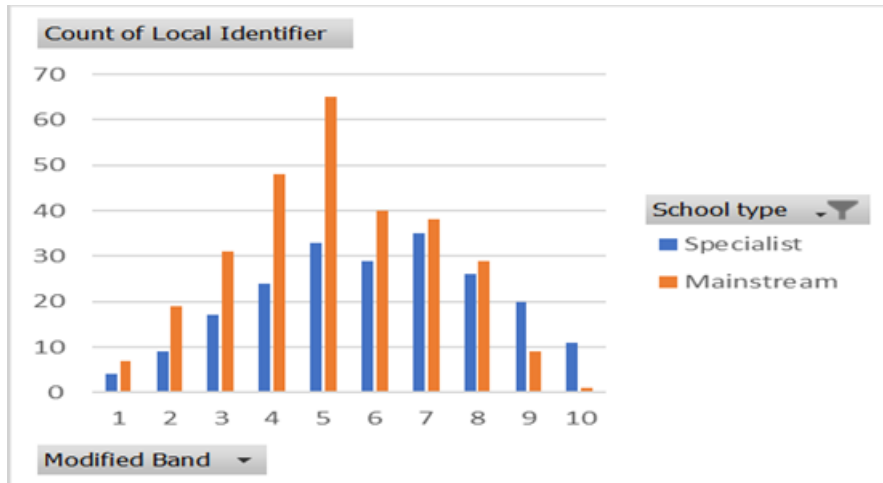
15. Following the DfE's publication of guidance in December 2023, "["Arranging education for children who cannot attend school because of health needs \(publishing.service.gov.uk\)"](https://publishing.service.gov.uk)", Staffordshire will recoup from schools from April 2024 the 'Age Weighted Pupil Unit' (AWPU) equivalent and Pupil Premium (PP), if applicable, and/or HNB top-up funding for any pupils accessing alternative education due to their health needs.
16. This will only apply where the alternative provision is commissioned by the local authority directly and the pupil remains on the school roll. Please note the full cost of the alternative provision will not be recouped but only the AWPU, PP and HNB top-up funding applicable for the period of the alternative education provision. This will then ensure that the education funding will follow the pupil and will cease when the pupil is reintegrated back to school.

Education Banding Tool (EBT)

- Following the planned review of the EBT during Summer 2023, the decision was made, from the 1st August 2023, to suspend the EBT to calculate the top-up funding for Staffordshire pupils with an EHCP and therefore from this date we have reverted back to the previous funding models for mainstream and special schools.
- Since August 2023, the SEND Keyworkers have continued to complete a PNP for new EHCPs and where there are changes to a plan following a review. This has provided a new data set of currently 613 individual PNPs. The distribution spread across these submissions remains as expected, where only 2.6% of pupils are at EBT Level 10. However, it is noted that the PNPs were completed without any discussion with schools or parent/carers. In addition, the numbers across Band Levels 7 and 8 are an anomaly and will require further investigation.



- When considering the current school placement of the completed PNPs, as expected there are a higher number of pupils at the lower band levels placed in a mainstream setting as opposed to Band Levels 9 and 10 where there is a higher number of pupils within a specialist setting. However, again there is an anomaly at Band Levels 6, 7 and 8 that will require further investigation.



20. When comparing the funding that would have been provided through the EBT to the actual allocations to pupils through support hours in a mainstream setting, there was no strong correlation to the EBT Level from the PNP and the TA hours allocated with an average allocation of TA hours equating to 21.5hrs per week. However, there was an average of £661 less allocated per pupil if they had been funded at the EBT values and this could potentially give scope to an increase to the funding attributed to the lower Band Levels.
21. Pupils allocated Special School Matrix funding were predominantly placed on Matrix Level 3, and there was a high number of pupils allocated additional funding (EN funding) to acknowledge their requirement for dedicated 1:1 support.
22. The LA, whilst still committed to the EBT, has identified that further work is required to give assurance that our data set is robust before we begin any safe budget modelling to support a future decision on the reinstatement of the EBT. It is therefore envisaged that any reintroduction of the EBT will not be before April 2025 and we will continue to keep schools informed of any further progress.

Report author:

Anthony Humphreys, Strategic Finance Business Partner
anthony.humphreys@staffordshire.gov.uk
 01785 278219
 Number 1, Staffordshire Place

Tim Moss, Assistant Director for Education Strategy and Improvement
tim.moss@staffordshire.gov.uk
 01785 277963
 Number 1, Staffordshire Place

Appendix A

2023-2024 HIGH NEEDS BUDGET (Quarter 4)	Latest Budget	Forecast Outturn	Over/(Under) spend
	£m	£m	£m
Planned Places	35.0	35.0	0.0
Top Up Budgets	44.3	56.2	11.9
Staffordshire Special Schools and Academies	21.7	26.9	5.2
Staffordshire Mainstream Schools	17.9	22.6	4.7
Pupils in other LA Special & Mainstream Schools & Academi	2.3	3.6	1.3
Pupil Referral Units	2.4	3.1	0.7
Non Top Up Budgets	47.7	56.7	9.0
Independent Schools Mainstream	2.3	3.6	1.3
Independent Schools Special	27.0	34.4	7.4
Independent Hospital Fees	0.2	0.3	0.1
Early Years PVLs	0.4	0.7	0.3
Alternative provision (inc Hubs)	3.2	3.5	0.3
Education Other Than At School (EOTAS)	0.6	0.3	(0.3)
SEN Support Services	8.5	7.7	(0.8)
Post-16 FE Placements & Top-ups for ISPs	5.5	6.2	0.6
GRAND TOTAL	127.0	147.9	20.9
Funding	(127.0)	(126.9)	0.1
NET FORECAST OUTTURN	0.0	21.0	21.0

Appendix B

a) Education Banding Tool Rates 2024/25

BAND LEVEL		Apr-24	
		Mainstream	Specialist
		£	£
0		0	0
1		815	0
2		2527	201
3		4238	503
4		5950	1005
5	a	7090	1508
	b	7661	2010
	c	8231	2513
6	a	8802	3015
	b	9373	3518
	c	9942	4020
7	a	10513	4774
	b	11083	5528
	c	11654	6281
8	a	12796	7538
	b	13937	8794
	c	15079	10050
9	a	16221	12060
	b	17362	14573
	c	18504	18090
10	a	21608	21608
	b	25125	25125
	c	28643	28643
	d	32160	32160
	e	35678	35678
Early Years Enhancement (2-3 years)		0	2,455
EBT Override		Individually calculated	

b) Staffordshire PRU – Trig 8 rates

		Element 3 Top-Up Rates April 2023	Element 3 Top-Up Rates April 2024
Dual/Main Rolled Pupil	Primary	£50 per day	£50 per day
	Key Stage 3	£50 per day	£50 per day
	Key Stage 4	£50 per day	£50 per day
	Package	Individually calculated	Individually calculated
Single/Subsidiary Rolled Pupil	Primary	£7,675 pa	£7,675 pa
	Key Stage 3	£7,675 pa	£7,675 pa
	Key Stage 4	£7,675 pa	£7,675 pa
	Package	Individually calculated	Individually calculated
Lump Sum		£128,000 pa	£134,400 pa
Split Site Allowance		£20,000 pa	£20,000 pa
Environmental Capacity Protection		Individually calculated	Individually calculated

Appendix C; Special School Rates 2024/25

Matrix Model			
School Specific* £		Plus:	£
Chasetown Commur	1,748.67	Matrix Level 1	169
Walton Hall Academ	1,029.35	Matrix Level 2	1,642
Horton Lodge Specia	2,734.73	Matrix Level 3	8,563
Cicely Haughton Sch	2,764.64	Matrix Level TBC	-
The Fountains High S	711.35		
The Fountains Prima	1,072.71	<u>Other Enhancements:</u>	
Hednesford Valley H	681.71	Early Years (inc NCY 1)	2,455
Loxley Hall School, L	1,770.40	Key Stage 4+ (NCY10 -14)	1,108
Blackfriars Academy	1,426.78		
Coppice Academy	1,425.84		
The Meadows Spec	1,157.69		
	688.36		
Two Rivers High Sch			
Sherbrook Primary S	1,243.08		
Springfield School, L	2,344.44		
Cherry Trees Schoo	6,405.02		
Rocklands School, L	1,045.73		
Marshlands Special	1,276.01		
Merryfields Special	1,454.23		
Saxon Hill, Lichfield	1,484.50		
Queens Croft High S	745.63		
Two Rivers Primary	1,155.38		
Wightwick Hall Scho	1,281.02		
Greenhall	7,411.30		

* the school specific rate is different for each school as it has been set annually and accumulated over time to accommodate i) annual MFG protections and ii) proportionate share of the fixed 'infrastructure' lump sum

Education Banding Tool Model			
School Specific** £		Plus:	£
Chasetown Community School	1,110.45	Special Banding Tool Level 01	-
Walton Hall Academy	209.63	Special Banding Tool Level 02	201
Horton Lodge Special School	1,983.31	Special Banding Tool Level 03	503
Cicely Haughton School	1,894.42	Special Banding Tool Level 04	1,005
The Fountains High School, Burton	155.20	Special Banding Tool Level 05a	1,508
The Fountains Primary School, Burton	183.65	Special Banding Tool Level 05b	2,010
Hednesford Valley High School	285.01	Special Banding Tool Level 05c	2,513
Loxley Hall School, Loxley, Uttoxeter	1,102.75	Special Banding Tool Level 06a	3,015
Blackfriars Academy, Newcastle	738.86	Special Banding Tool Level 06b	3,518
Coppice Academy	940.88	Special Banding Tool Level 06c	4,020
The Meadows Special School, Leek	614.42	Special Banding Tool Level 07a	4,774
	-	Special Banding Tool Level 07b	5,528
Two Rivers High School			
Sherbrook Primary School, Cannock	544.42	Special Banding Tool Level 07c	6,281
Springfield School, Leek	1,562.11	Special Banding Tool Level 08a	7,538
Cherry Trees School, Wombourne	2,079.04	Special Banding Tool Level 08b	8,794
Rocklands School, Lichfield	521.68	Special Banding Tool Level 08c	10,050
Marshlands Special School, Stafford	443.13	Special Banding Tool Level 09a	12,060
Merryfields Special School	719.95	Special Banding Tool Level 09b	14,573
Saxon Hill, Lichfield	528.27	Special Banding Tool Level 09c	18,090
Queens Croft High School	152.71	Special Banding Tool Level 10a	21,608
Two Rivers Primary School	568.19	Special Banding Tool Level 10b	25,125
Wightwick Hall School, Wolverhampton	624.62	Special Banding Tool Level 10c	28,643
Greenhall	5,894.42	Special Banding Tool Level 10d	32,160
		Special Banding Tool Level 10e	35,678
		<u>Other Enhancements:</u>	
		Early Years (up to 3rd birthday)	2,455

** the school specific rate reflects proportionate share of the fixed 'infrastructure' lump sum (there is no 'top up MFG' included as that element has been 'rolled into' the rates above).

Schools Forum – 21 March 2024

Update relating to the Accelerated Progress Plan and Strategy for Special Provision (including information relating to the Special School work, EADPR pathway and SEDIS model)

Executive Summary

This paper sets out updates related to the three main workstreams in the Accelerated Progress Plan; Enhanced, Assess, Plan, Do Review Pathway (EAPDR), Special School developments and SEDIS Model. In all workstreams, progress is inline with projected and agreed timescales. EAPDR was launched in January 2024. The final Special School developments that will proceed will be agreed on 12 March 2024. Final SEDIS providers are currently being interviewed and will be finalised in late April 2024.

1. Accelerated Progress Plan (APP)

- 1.1 Progress on the APP continues in line with the projected timescales and outputs. After a successful 18-month review, the Local Authority is hosting Department of Education, NHS England and partners for the 24month review of the APP on 8 May 2024. Notwithstanding the outcome of this review, a 3rd APP is currently being drafted with a view to reinforce and further drive current SEND improvements.

2.Strategy for Special Provision (SSP)

- 2.1 The SSP comprises of two main elements, the Special Schools Project and the development of Staffordshire Enhanced District Inclusion Support (SEDIS).

Special Schools Project

- 2.2 In Spring of 2023, the Local Authority approached maintained and academy special schools to explore options for the development of special school capacity in line with the detailed gap analysis for SEND needs. Eighteen proposals were received. Of these, 11 did not meet viability/feasibility or gap analysis criteria. Seven projects have progressed to stage 2, with one already commissioned and in development. Officers are meeting on 12 March 2024 to finalise the remaining 6 projects. Schools will be informed shortly after this date regarding the outcome of these projects.

SEDIS

- 2.3 In response to expressions of interest to develop SEDIS teams, the Local Authority received 21 expressions of interest (EOI) from groups of schools. These EOIs were considered in early January 2024. Of these, 9 met criteria for further consideration at stage 2 of the selection process. Interviews of these potential providers is scheduled for 7th and 14th March 2024. Successful SEDIS teams will then move to the implementation and capital project support phase, if required, in April and May 2024. SEDIS teams will commence service delivery as a rolling start in September 2024.

3. Enhanced Assess Plan Do Review (EAPDR)

3.1 Over late November and December 2023, countywide training was provided to schools, educational settings and professionals working in the field of education, was launched on 8 January 2024. As of 4 March 2024, 90 requests for EAPDR have been considered. Of these, 67 have fulfilled criteria to be agreed and Educational Psychologists allocated to provide enhanced support at the 'plan and review stage' of the process. Where EAPDR has not been agreed, officers have provided schools and SEND and Inclusion Hubs detailed feedback regarding their applications with a view to improving these applications.

3.2 Over March and April 2024, LA officers, Health clinicians and a number of SENCOs will be visiting districts to hold solutions sessions with settings to support their work prior to requesting EAPDR. District SEND and Inclusion Hubs will be provided a detailed analysis of patterns and trends of EAPDR applications in the summer term of 2024.

Recommendation

1. That the Schools Forum notes the content of this report.

Report of Head of SEND

Report author:

Author's Name: Dr Halit Hulusi
Room No.: Staffordshire Place 1, Floor 1

**National Wraparound Childcare Programme and
Early Years Expanded Entitlements
Staffordshire County Council Schools Forum
Spring 2024**

Contents

1. Introduction

Wraparound

2. Programme Overview
3. Action to Date
4. Next Steps
5. Funding

Extended Entitlements

6. Programme Overview
7. Action to Date
8. Next Steps
9. Funding

10. Previously asked questions and answers

1. Introduction

1.1 In the Government's Spring Budget the Chancellor announced transformative reforms to childcare for parents, children, the economy and women.

1.2 The National Wraparound Childcare Programme is part of the childcare reforms. The government's ambition is that by 2026, all parents and carers of primary school-aged children who need it will be able to access term-time childcare in their local area from 8am-6pm, so that parents can access employment and improve labour market participation.

1.3 They also announced that eligible working parents in England will be able to access 30 hours of funded childcare per week, for 38 weeks of the year from the term after their child turns 9 months old to when they start school.

Wraparound

2. Programme Overview

2.1 The programme will only focus on primary school-aged children from reception to year 6, Monday to Friday during term time. Wraparound provision is expected to be offered 8am-6pm, enabling parents to work unless data shows local demand for different hours. Page 53

2.2 Parents are expected to pay for wraparound provision. The fees will be set by providers. Parents eligible for Tax-Free Childcare or Universal Credit will be able to use these to help pay for wraparound provision.

2.3 The programme will be Local authority-led, building on their existing duty to ensure that there is sufficient childcare in their local area, they will lead the strategy and delivery of the programme locally.

2.4 The programme will be school centered, with provision delivered by a variety of childcare providers.

3. Action to Date

3.1 In Staffordshire the wraparound programme delivery will sit within the Early Years Team, part of the Children and Families Directorate in the Wellbeing and Partnerships Service.

3.2 A Continuous Improvement Partner (CIP) has been appointed as the Wraparound Lead and will have clearly defined responsibilities and accountabilities, ensuring that all programme milestones are met. A Wraparound Consultant has also been seconded to the team to support this programme.

3.3 Analysis of current provision to ascertain current and projected supply and demand has been completed. This will inform future programme development and capital allocation strategies.

3.4 Data collection has taken place including:

- A Parent Survey: aimed at parents/ carers with primary school-aged children. This received 946 responses.
- A school Survey: shared with 333 Primary and First schools in Staffordshire. 80% of schools responded.

3.5 An interactive geographic map has been created that shows Staffordshire's primary schools and existing wraparound provision. This will be updated as intelligence is received, and survey information is analysed.

4. Next Steps

4.1 Complete a full analysis from the survey returns and review the data to ensure that supply and demand is fully understood.

4.2 Establish a programme board and steering group. These will be inclusive of delivery partners and key stakeholders, who will provide support and challenge in order to achieve the best possible outcomes for the programme.

The Programme Board will provide a pathway for monitoring programme milestones, ensuring robust systems for capital grant application reviews and allocations. They will monitor action plans and evaluate key decisions and progress.

The Steering Group will support and challenge the work of the Wraparound Childcare Programme team by providing a sector voice to influence and challenge the direction of policy work and support associated engagement activities.

4.3 Create and implement a programme plan.

4.4 Create and launch a communication and engagement strategy.

4.5 Confirm the criteria and process for allocation of capital and programme funding.

5. Funding

5. 1 What the funding can be used for:

Programme funding: This should be used to fund new and expanded wraparound provision, either to meet current demand or guarantee supply to build future demand. It can also be used to cover other costs including staff training and resources and to contribute to running costs whilst demand builds, to remove financial risk to providers of offering additional places before demand is guaranteed.

Local authority capacity funding: Local authorities should use a proportion of their overall grant for local authority capacity costs. This may include staffing, administration, and any other internal costs associated with the delivery of this programme.

Capital funding: This should be spent on capital projects and is split between the Early Years Entitlement project and the Wraparound programme.

[Wraparound childcare: guidance for local authorities - GOV.UK \(www.gov.uk\)](http://www.gov.uk)

Extended Entitlements

6. Programme Overview

6.1 Eligible working parents in England will be able to access 30 hours of funded childcare per week, for 38 weeks of the year (although parents can use fewer hours over more weeks of the year), from when their child is 9 months old to when they start school.

6.2 This will be rolled out in stages:

- From April 2024, eligible working parents of 2-year-olds can access 15 hours per week
- From Sept 2024, eligible working parents of children aged 9 months up to 3 year olds can access 15 hours per week
- From Sept 2025, eligible working parents of children aged 9 months up to 3 years old can access 30 hours funded childcare per week

7. Action to Date

7.1 A communication and engagement strategy has been planned and initiated. Activities to date have included providing information and updates through webinars, newsletters and workshops.

7.2 Communication and engagement with key partners to date has included presentations at Family Improvement Board meetings, information sessions for partners at DWP, Midlands Partnership NHS Foundation Trust, social work managers, libraries and commissioned family support providers. An internal launch providing details of the new entitlements and wraparound programme was attended by 55 individuals from a variety of partner organisations.

7.4 The market development and sufficiency teams have completed work to ensure our statutory duty to ensure sufficient childcare places continues to be met. Activities have included:

- Detailed analysis to predict the supply and demand of childcare places, including analysis of data provided by DfE alongside local intelligence.
- Recent detained sufficiency survey data analysed to identify areas where additional places may be required.
- Action plans implemented which identify key needs and opportunities.
- Monthly sufficiency meetings held to identify priorities and key areas of work.
- Bespoke support offered to providers to support sustainability, expansion or consideration of a range of delivery models.

7.5 A range of resources are being developed to support the potential increase in new staff working with under 2's post September.

7.6 In collaboration with finance colleagues, providers have been consulted regarding the new funding rates, which have been approved by SLT and shared with the sector.

7.7 Early education and childcare webpages have been updated to include information regarding the new entitlements for parents and providers. This work has been recognised nationally as an example of good practice.

8. Next Steps

8.1 Communication and engagement strategy for parents to launch 8th April. This will include videos, promotional materials offered to all providers to advertise the new entitlements, social media strategy and updated website.

8.2 Further testing and implementation of portal systems and processes for the new entitlements launching in April 2024 and September 2024.

8.3 Confirm the criteria and process for allocation of capital funding. A local authority programme delivery plan will be submitted to DfE in June 2024 detailing how capital funding will be allocated.

8.4 Staffordshire have been invited to take part in a pilot for Early Years Financial Incentives. The pilot will help attract new or returning early years staff by paying an incentive shortly after they start their role. The pilot will take place between April and December 2024.

8.5 Further workshops to be offered to providers to inform them of updates to the programme including how to access promotional materials to advertise the new entitlements and an updated communications toolkit.

9. Funding

9.1 What the funding can be used for:

Local authority delivery support funding: This funding is intended to support in meeting the costs associated with delivering the early years entitlements. For example, system changes, administrative costs, marketing and engagement materials and additional staff capacity.

Capital funding: This must be spent on capital projects and is being provided to meet the capital costs associated with projects that help ensure sufficient places for: children taking up an early years places through the expanded 30-hours entitlement for qualifying working parents.

10. Previously asked questions and answers

1. What are the plans to ensure that there is sufficiency of provision going forward?

See 7.4 above.

2. Capital funding - how it will be allocated?

See 8.6 above.

The criteria and process for allocation of capital funding is to be confirmed. This information will be shared with providers when it becomes available, in line with DfE timescales. A more detailed report can be provided on this by June 2024.

3. The risk to providers going forward will be increased as up to 80% of their business will be State Funded, so if they get a poor Ofsted they need some reassurance that we will not automatically pull the plug on them.

This information is detailed in the newly published statutory guidance. The process that LA's must follow if a setting is graded Requires Improvement or Inadequate is clearly outlined. This will also be referenced in our provider agreement which will be distributed to providers in March 2024.

[Early education and childcare \(applies from 1 April 2024\) - GOV.UK](https://www.gov.uk/government/publications/early-education-and-childcare-2024)
(www.gov.uk)

4. The previous report had a mix of the terms 'Funded' and 'Free' can we ensure that all our documentation refers to it as 'Funded'?

It has been reiterated that the terminology used within Staffordshire County Council should be 'funded' and not 'free', unless quoting directly from a Department for Education document where the term will be referenced by the source.

Schools Forum Work Programme

There are a number of items the Schools Forum considers annually; these are set out in the work programme below.

The "Schools Forums: operational and good practice guide" (October 2013) states that:
Local authorities should as far as possible be responsive to requests from their School Forums and their members. Schools Forums themselves should also be aware of the resource implications of their requests.

Forum Members are therefore able to suggest an item for consideration at a future Forum meeting as long as it is within the remit of the Forum. Any request must be agreed by the Schools Forum before being included on the work programme. Each Forum agenda is set by the Chairman in consultation with the Director and the Clerk. The scheduling of items included on the work programme will therefore be agreed through this process and taking account of resource implications and agenda management.

Page 59

Meeting	Item	Details
Summer term 11 July 2024	Notices of Concern and Licensed Deficit Agreements	Standard item
	Update to the Staffordshire Scheme for Financing Schools & Procurement Regulations	General update if required
	School Management Information System	General update
	Growth Fund Allocation 2023/24	Standard item
	Schools Budget 2022/23 Final Outturn	Annual item
	High Needs Block including Deficit Management Plan and Education Banding Tool update	Standard item

Meeting	Item	Details
Autumn Term 17 Oct 24	Notices of Concern and Licensed Deficit Agreements	Standard item
	Update to the Staffordshire Scheme for Financing Schools & Procurement Regulations	General update if required
	Primary Behaviour Support Services – 2025-26 Financial Year	Annual item
	Minority Ethnic Achievement Service (MEAS) 2025-26 Financial Year	Annual item

Agenda Item 12

	Schools Budget 2024-25: De-delegation, Central Expenditure and Education Functions.	Annual item
	High Needs Block including Deficit Management Plan and Education Banding Tool update	Standard item

Meeting	Item	Details
Spring Term 23 January 25	Notices of Concern and Licensed Deficit Agreements	Standing item
	Update to the Staffordshire Scheme for Financing Schools & Procurement Regulations	General update if required
	Verbal update on School Budgets 2024/2025	Standing item
	High Needs Block including Deficit Management Plan	Standing item

Meeting	Item	Details
Spring Term 21 March 24	Notices of Concern and Licensed Deficit Agreements	Standard item
	Update to the Staffordshire Scheme for Financing Schools & Procurement Regulations	General update if required
	Schools Budget Update	Standard item
	High Needs Block including Deficit Management Plan and education Banding Tool	Standard item

Pending		